








Thursday 4th March 2021 **YEAR 1**

Enjoy doing the activities listed.

The order to do them in is suggested below but you can change them to suit you. Please send me any work, photos or comments via Tapestry. Thank you.

<p><u>MORNING</u> <u>Let's get started challenge</u></p>	<p>Choose an activity to do for World Book Day from https://www.worldbookday.com/resources/make-and-do/ or make a bookmark (see below)</p>
<p><u>Maths</u></p> <p><i>Learning objective:</i></p> <p>Can I use what I know about the value of coins to make different amounts?</p>	<p>This week you have learnt to recognise the value of coins, to sort them and to count in groups of 2p, 5p and 1p coins to work out values.</p> <p>Today you will be using all that you have learnt to make different amounts.</p> <ul style="list-style-type: none"> ➤ To make 2p you could either use 1p an 1p or a 2p <div style="text-align: center;">  <p>or</p> </div> <ul style="list-style-type: none"> ➤ Think about the different ways you could make 5p. ➤ Yes. You could use <div style="text-align: center;">  <p>OR</p>  </div>

	 <p>OR</p> <p>OR</p> <p>Now work out ways of using different coins to make different values. You could use real coins and take a photo or cut and stick pictures of coins (see below).</p>		
<p><u>English</u></p> <p><i>Learning objective:</i></p> <p>Can I put in the missing capital letters and full stops?</p>	<p><u>Introduction</u></p> <ul style="list-style-type: none"> ➤ Yesterday you read and then wrote a 'Thank You letter. ➤ Today read the postcard on age 14 of your pack. <div style="border: 1px solid black; padding: 10px; margin: 10px 0;"> <table style="width: 100%; border-collapse: collapse;"> <tr> <td style="width: 70%; padding: 5px;"> <p><i>dear brian,</i></p> <p><i>we had a lovely time at your picnic yesterday and all the food was delicious we loved the teddy bear toasts please can you give us the recipe so that we can make them at home?</i></p> <p><i>we're very sorry we gave all our food away it was fun playing hide and seek</i></p> <p><i>please come to a picnic with us soon and we will make some scrumptious food for you</i></p> <p><i>love curtis, bertha and gertie xxxxx</i></p> </td> <td style="width: 30%; padding: 5px; text-align: center;">  <p>Brian Bear The Den Friary Wood Riverton</p> </td> </tr> </table> </div> <ul style="list-style-type: none"> ➤ Have you noticed that he has missed out all the capital letters and full stops? <p><u>Activity :</u></p> <ol style="list-style-type: none"> 1. First look at this: 	<p><i>dear brian,</i></p> <p><i>we had a lovely time at your picnic yesterday and all the food was delicious we loved the teddy bear toasts please can you give us the recipe so that we can make them at home?</i></p> <p><i>we're very sorry we gave all our food away it was fun playing hide and seek</i></p> <p><i>please come to a picnic with us soon and we will make some scrumptious food for you</i></p> <p><i>love curtis, bertha and gertie xxxxx</i></p>	 <p>Brian Bear The Den Friary Wood Riverton</p>
<p><i>dear brian,</i></p> <p><i>we had a lovely time at your picnic yesterday and all the food was delicious we loved the teddy bear toasts please can you give us the recipe so that we can make them at home?</i></p> <p><i>we're very sorry we gave all our food away it was fun playing hide and seek</i></p> <p><i>please come to a picnic with us soon and we will make some scrumptious food for you</i></p> <p><i>love curtis, bertha and gertie xxxxx</i></p>	 <p>Brian Bear The Den Friary Wood Riverton</p>		

	<p><i>dear brian,</i></p> <p>Where should the capital letters be?</p> <p>Yes Dear Brian</p> <p>2. Now look at</p> <p><i>we had a lovely time at your picnic yesterday and all the food was delicious we loved the teddy bear toasts</i></p> <p>There are 2 ideas here. One is that they had a lovely time and the second that they loved the teddy bear toasts. You can split this into 2 sentences</p> <p>We had a lovely time at your picnic yesterday and all the food was delicious. We loved the teddy bear toasts.</p> <p><u>Activity</u></p> <p>Finish adding the missing capital letters and full stops to the letter on page 14 of your pack (also copied below)</p>
<p><u>Handwriting/ spellings or phonics</u></p> <p>Learning objective: Can I spell the tricky words put push?</p>	<p><u>Introduction:</u></p> <ul style="list-style-type: none"> ➤ This week you learnt some new tricky words. They were put push ➤ Did you find them tricky? If you did write them out again. ➤ You also know pull full <p><u>Activity</u></p> <p>Cut up the letters below to make the 4 new words Or use magnetic letters if you have them at home</p>

	Lunchtime!
<u>AFTERNOON</u> <u>Reading</u>	Read at least 3 pages of a book.
<u>RE</u> <u>(Mrs</u> <u>Watson)</u> <i>Learning</i> <i>objective:</i> See Power Point	<u>See Power point</u>
<u>Story/ yoga/</u> <u>mindfulness</u> <u>activity</u>	Cosmic yoga or sue some of the yoga cards you have already been given.
Additional notes for parents.	

Maths

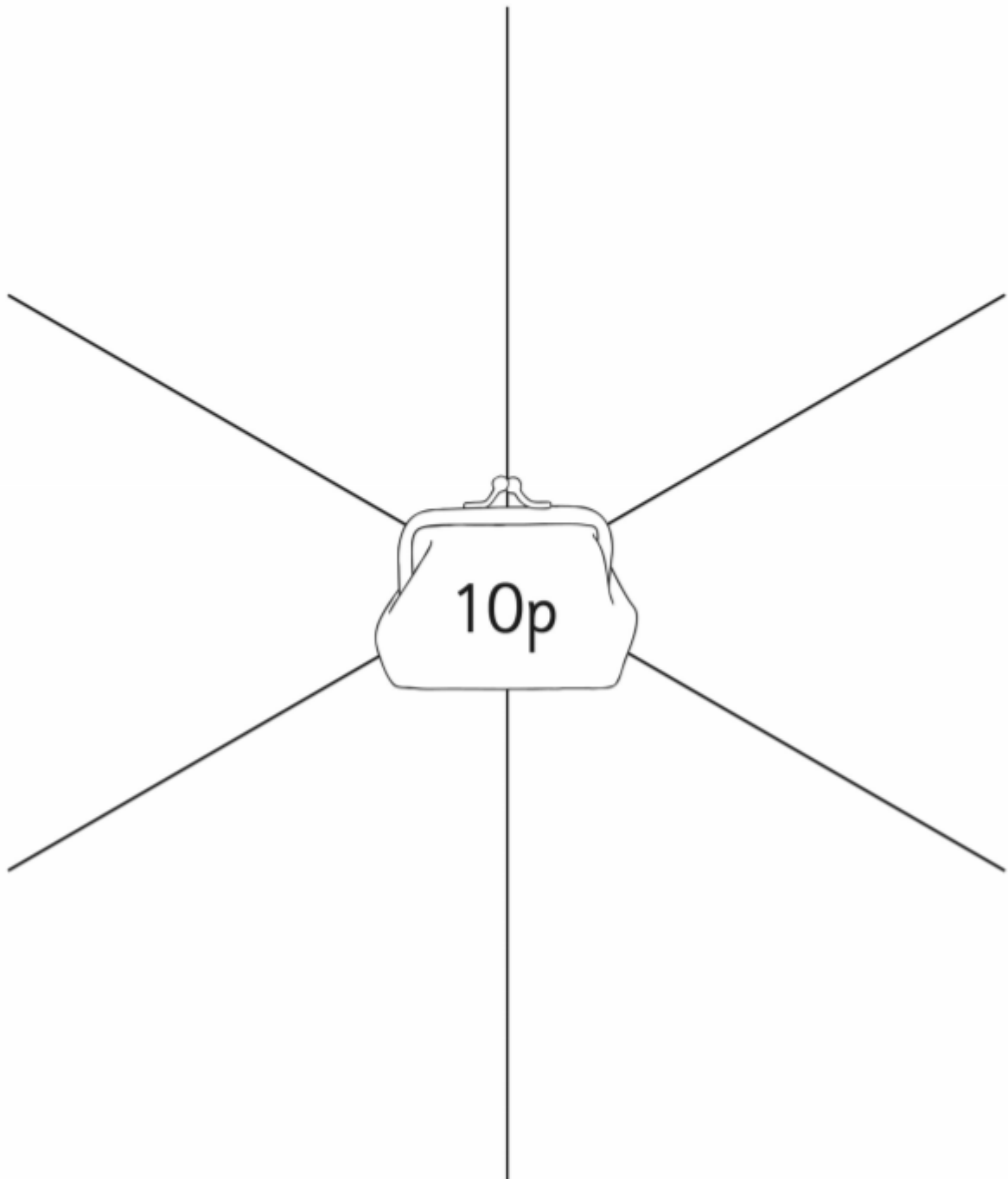


Level 1 challenge

Can I use what I know about the value of coins to make different amounts?

Show Me the Money!

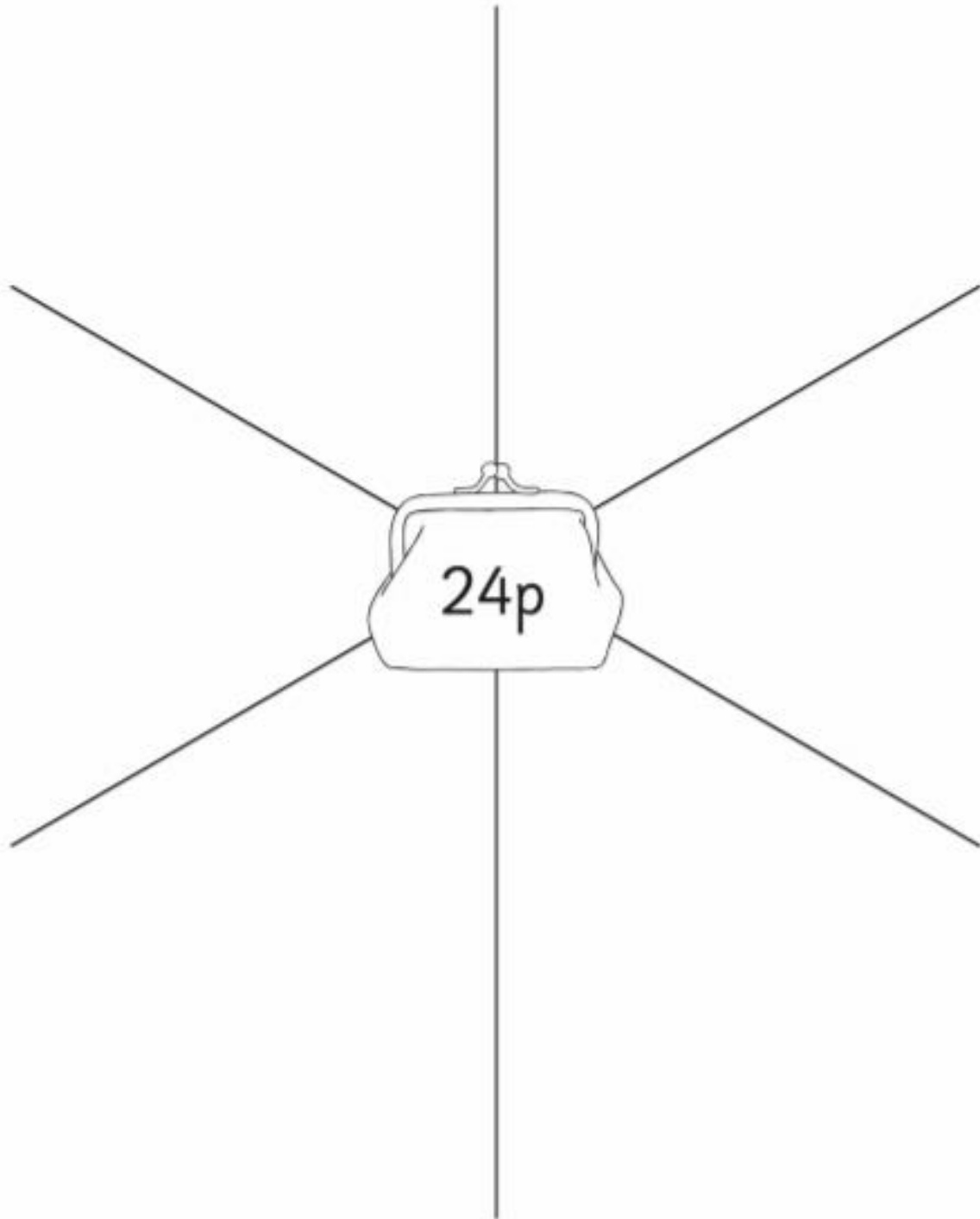
Can you find different ways to make the same amount as the money in the purse?



Level 2 challenge

Show Me the Money!

Can you find different ways to make the same amount as the money in the purse?



English: Can I put in the missing capital letters and full stops?



Brian Bear
The Den
Friary Wood
Riverton

dear brian,

*we had a lovely time at your picnic yesterday
and all the food was delicious we loved the
teddy bear toasts please can you give us the
recipe so that we can make them at home?*

*we're very sorry we gave all our food away it
was fun playing hide and seek*

*please come to a picnic with us soon and we
will make some scrumptious food for you*

love curtis, bertha and gertie xxxx

Phonics

p

u

sh

p

t

ll

f

World book day

keep these bookmarks in your favourite books.

