

Monday

Fine motor activity



Adult: Draw feather shapes onto pieces of paper.

You could choose to draw them on colourful pieces of paper, or onto white paper and ask your child to colour them in first then cut them.

Children: Use scissors to make little cuts along the edges of the feather, to give a feathered effect.

Try not to cut all the way through!

This will take a bit of concentration and control to ensure you are only cutting little snips as you go along.

Maths

Resources needed:

- Number cards 1-10
- Pile of 10 objects of your choice (bricks, cubes, bears)

Starter: Can you take it in with someone in your family to count up to 30 today! Make a Mexican wave, lifting your hands as you say a number!

Activity: Lay number cards 1-10 out in front of you either on a table or on the floor.

Put a pile of 10 objects of your choice in the centre of the circle, counting each one out together to show you have 10. Ask your child to come and separate the group of objects into 2 piles. Ask them to count one of the sides and go find that number on the number line and take it. Repeat this with the other pile now.

Ask your child– how many are there altogether? Stick the numerals chosen onto a whiteboard/piece of paper next to each other and put a + sign in between them. Read the start of the number sentence then add the = sign in. Count all the bears again, and then say the number sentence = 10.

Repeat this activity until you have used all of the numbers.

Make sure your child understands that each time, the answer was always 10, as you weren't adding or taking any away, you were just separating them differently each time.

Break

Phonics

Resources needed:

- Paper or a whiteboard
- An ipad/tablet or computer/laptop
- I spy sheet below
- Counters
- A dice
- Read and race game below

1. Read a book every day. Can be one of your school books/a book from home/a book from Oxford Owls website. **You can now pick up a pack of 2 books from school which can be changed weekly**

<https://www.oxfordowl.co.uk/for-home/find-a-book/library-page/>

2.

<https://www.phonicsplay.co.uk/resources/phase/2/flashcards-time-challenge>

Try and beat the timer to say all the sounds in the time given! This is a super tricky challenge, but will help you build up your speed every time you practice.

Phonics play – username – jan21

- password - home

		<p>3. Use the I spy sheet below. Today, I want you to find objects with the sounds ch, sh, th, and ng. When you find them, can you write them down using the correct sound?</p> <p>4. Play the read and race game below. You can play against yourself or against an adult or a brother/sister. You will need counters and a dice.</p> <p>5. Tricky words – are, her Practice writing these new tricky words using chalk outside. If you go on a daily walk today, you could try and use different objects you find outside such as leaves, stones etc... to form these words. Take a picture and put it onto Tapestry for me to see!</p>
		Lunch
	<p>Dough disco</p> <p><u>Resources needed:</u></p> <ul style="list-style-type: none"> • Playdough • computer/laptop/ipad/tablet 	<p>https://www.spreadthehappiness.co.uk/dough-disco/</p> <p>We do dough disco nearly every day in Cherry Class. This is to help develop the children's fine motor control, which will support them with their writing.</p>
	<p>Topic</p> <p>Around the World</p> <p>Antarctica</p>	<p>Today, I want you to think about Antarctica!</p> <p>Before watching the two clips with facts from Go Jetters about Antarctica, I want to know what you know about Antarctica already.</p> <ul style="list-style-type: none"> • What does your child know about cold and hot places in the world? Can they name any or find some on a globe? What do they know about Antarctica? • Recap the continents of the world and use a globe to find and name Antarctica. Ask your child why they think much of the Polar Regions are shown as white on a map/globe? • Establish the vocabulary of North and South Poles and find these on a Globe. <p><i>Now watch the two clips on this link.</i></p> <p>https://www.bbc.co.uk/teach/class-clips-video/pshe-eyfs-ks1-go-jetters-continent-of-antarctica/zj9c382</p>

		On the school website today as part of Cherry Class Plans, is a powerpoint linking to the clips you have just watched. Read through each page together, having open discussions about the questions asked.
	<p>English</p> <p><u>Resources needed:</u></p> <ul style="list-style-type: none"> If possible, print this booklet off at home. Or read the questions/activities online and complete on paper at home. 	<p>https://www.talk4writing.com/wp-content/uploads/2021/02/R-Bertie-and-the-Dragonfly.pdf</p> <p>Complete page 10 today.</p>

I spy with my little eye



Find
something with...

ch

...in

[twinkl.co.uk](https://www.twinkl.co.uk)

Find
something with...

sh

...in

[twinkl.co.uk](https://www.twinkl.co.uk)

Find
something with...

th

...in

[twinkl.co.uk](https://www.twinkl.co.uk)

Find
something with...

ng

...in


[twinkl.co.uk](https://www.twinkl.co.uk)

ai, ee, er, oa, oo Read and Race

Instructions

1. Roll the dice.
2. Sound out to blend the word you land on.
3. Who will finish first?







- ★ I love watching birds from our kitchen window.
- ★ See how many of these birds you can spot – you could go for a walk to spot them or look out of your window.



I saw ____ robins.



I saw ____ sparrows.



I saw ____ blackbirds.



I saw ____ starlings.



I saw ____ blue tits.



I saw ____ goldfinches.