

**Monday** Fine motor activity



Practice your scissor skills today by making a picture of a flower!  
Cut out a round piece of colourful paper. Snip lines all around the edge of the paper to create a petal effect.  
Use this to create a picture of a flower.

**Maths**

Resources needed:

- A set of 1-10 number cards
- Cubes/bricks

**Starter:** Play this repeating pattern game today on the topmarks website. Start with Level 1, and see how far you can get.  
<https://www.topmarks.co.uk/ordering-and-sequencing/shape-patterns>

**Activity:** Shuffle a set of 1-10 cards. Take one, and ask your child to use this number of cubes to make a tower.  
Now ask, "How tall will it be if I add 2 more cubes?".  
Encourage your child to show the 1<sup>st</sup> number on their hands, then count 2 more fingers, to show how many they will have.  
Write down the number sentence and read it together.  
Add 2 cubes to the tower and check you are right. Repeat this with different cards.  
Extension: Can your child write the number sentence themselves each time?

**Break**

**Phonics**

Resources needed:

- Paper or a whiteboard
- An ipad/tablet or computer/laptop
- Words **see below**
- Cotton buds
- Paint

1. Read a book every day. Can be one of your school books/a book from home/a book from Oxford Owls website. **You can now pick up a pack of 2 books from school which can be changed weekly**  
<https://www.oxfordowl.co.uk/for-home/find-a-book/library-page/>
2. Play quickwrite sounds – you say a sound, and your child writes it as quick as they can onto their board/piece of paper.  
For support, you could lay all of the digraphs and trigraph flashcards out in front of you, for your child to refer to.
3. Read and draw – Below are some words for your child to try and read independently. Without your support, can they read the word and draw a picture of what they think the word is?  
Adult to hide the picture linked to the word, until your child has finished writing, then reveal the picture to see if they are right and it matches the picture they have drawn.
4. Tricky word – **all**  
Use a cotton bud in paint to write the word 'all'  
Can you remember any other tricky words? Can you write them too? Have you spelt them correctly?

**Lunch**

**Dough disco**

Resources needed:

- Playdough

<https://www.youtube.com/watch?v=i-IfzeG1aC4>  
We do dough disco nearly every day in Cherry Class. This is to help develop the children's fine motor control, which will support them with their writing.

<ul style="list-style-type: none"> <li>• computer/laptop/ipad/tablet</li> </ul>	
<p><b>Topic</b> <b>Around the World</b> <b><i>Asia</i></b></p>	<p>Below are some options of what you might like to do to learn about Asia.</p> <ul style="list-style-type: none"> <li>• Look at a map of the world and have a look at Asia, where is it? How big is it? What countries are in it? Notice how far it is from us.</li> <li>• Find a picture of The Great Wall of China. Can you make it out of bricks? Find out some facts about it.</li> <li>• Talk about Chinese food.</li> <li>• Can you try and write a Chinese symbol? Maybe the letter of your name? You might even want to attempt your whole name! (Chinese symbol sheet below)</li> <li>• <a href="https://www.bbc.co.uk/bitesize/topics/zyhp34j/articles/zvrvjh">https://www.bbc.co.uk/bitesize/topics/zyhp34j/articles/zvrvjh</a> learn about Shanghai in China, on BBC Bitesize.</li> <li>• Soon it will be Cherry Blossom season in Asia, so why not try and make a cherry blossom tree using the ideas below.</li> </ul>
<p><b>English</b> <b><u>Resources needed:</u></b></p> <ul style="list-style-type: none"> <li>• If possible, print this booklet off at home. Or read the questions/activities online and complete on paper at home.</li> </ul>	<p><a href="https://www.talk4writing.com/wp-content/uploads/2021/02/R-Bertie-and-the-Dragonfly.pdf">https://www.talk4writing.com/wp-content/uploads/2021/02/R-Bertie-and-the-Dragonfly.pdf</a></p> <p>We have a new story for English this half term.</p> <p>Read the story and then complete page 6.</p>

chip  
• • •

rain



*light*



feet

ring




fish





\*Arts and crafts-



You could try using the bottom of a water bottle, finger paint, bubble wrap or tissue paper!

**A**际

**D**東

**G**届

**J**举

**M**来

**P**临

**S**民

**V**你

**Y**亲

**B**家

**E**节

**H**津

**K**开

**N**乐

**Q**美

**T**明

**W**年

**Z**请

**C**加

**F**姐

**I**京

**L**快

**O**联

**R**盟

**U**南

**X**您



Talk for Writing

Talk for Writing Home-school booklet

# Bertie and the Dragonfly

by Jane Ralphs



© Copyright of Jane Ralphs and Talk for Writing 2021.  
Permissions: Sharing the web link / URL to where this booklet sits on the Talk for Writing website with colleagues and parents is encouraged, but no part of this publication should be re-uploaded elsewhere online, reproduced or altered without permission.  
[www.talk4writing.com](http://www.talk4writing.com)




Dear Parent/Carer

Thank you for taking the time to support your child with their learning. This booklet is designed to inspire and support your child to develop skills and confidence in speaking, reading and writing.

Through the world of Bertie the puppy, your child will be invited to explore a number of engaging, fun and purposeful activities. In this booklet, you will see 10 different types of learning activities:

- Let's read together
- Let's talk
- Let's retell
- Rhyme time
- Ladybird words
- Let's pretend
- Ready, steady, write
- Let's create
- Out and about
- Let's make up a story



Each activity is explained by Bertie and has been designed so that you can support your child. For example, there will be shared reading, discussion and writing. On some of the pages you will see a box like this:



Information boxes like this will give you some tips on supporting the activity.

At the end of the booklet, please support your child to rate and comment on how they got on with their learning and add your comments too.

**ENJOY!**



Let's read together



You can listen to an audio version of the story here.

<https://soundcloud.com/talkforwriting/bertie/s-lzSCfQHIXBR>

## Bertie and the Dragonfly

Once upon a time, there was a puppy called Bertie who lived with a girl called Georgie. Bertie had curly ginger fur, a cold wet nose and black button eyes. He was very cute but he was also very nosy!



One frosty morning, Georgie and Bertie set off for a walk in Dingle Dangle Woods. Bertie loved the woods because there were so many things to sniff and he was just old enough to run around without his lead.



"Off you go, Bertie," said Georgie. "Be good!" So, off Bertie went, sniffing and snuffling and snuffling and sniffing. Just then, he spotted a flash of the brightest blue and green and he scampered off into the bushes to see what it was. Unfortunately, the bushes were covered in scratchy, scratchy prickles.



"Ouch!" yelped Bertie.

Luckily, Georgie was right there to pick him up and give him a big cuddle.

"Nosy boy, Bertie," Georgie chuckled. "Leave the dragonfly alone!"



A *dragon fly*, thought Bertie. Now that sounds very interesting.

Next, Bertie, sniffed and snuffled his way along the path until, all of a sudden, he spotted another flash of blue and green. The dragon fly, thought Bertie, and he scampered off into the bushes to find it.

Unfortunately, the bushes were right beside Dingle Dangle Pond and Bertie's paws were soon covered in squishy, squelchy mud.








"Yeuch!" cried Bertie.

Luckily, Georgie was right there to pick him up and wipe his paws.



"Nosy boy, Bertie," Georgie chuckled. "Leave the dragonfly alone!"

But a *dragon* fly just sounds so interesting, thought Bertie.

After that, Bertie, sniffed and snuffled his way along the path until he came to the old weeping willow tree. He looked up,  down,  left,  right  and all around  but there was no blue and green to be seen. I really wanted to see a dragon fly, thought Bertie sadly, and he sat down beside the tree. Unfortunately, the frost on the leaves was melting in the morning sun and soon Bertie felt a drip, then a drop, then a splish, then a splash right on his nose!



Luckily, Georgie was right there to pick him up and dry his nose.

"Look, Bertie," said Georgie, pointing at one of the willow's leaves. "There's the dragonfly!"

Bertie looked over but he did not see what he was expecting! Hmmm, he thought, so a dragon fly does not look like a dragon after all. He crept a bit closer and took a deep sniff.




Suddenly, the dragonfly took off and hovered right in front of his nose. Bertie watched the glistening emerald green and peacock blue. He gazed at the delicate, quivering wings in amazement. It may not have been a fly that looked like a dragon but it was still one of the most interesting things he had ever seen.

That night, Bertie snuggled down in his comfy dog bed and dreamed of beautiful flying creatures with bodies of blue and green and wings like fairies.



Let's talk




**A**

Talk with your child about what happened in the story. Help them to talk about:



- what they liked
- did anything surprise them?
- do they have any questions?

Jot down what they say so that you can come back to it another day.



What parts of the story did you like the most?

Did anything about the story surprise you?



Do you have any questions?