







Overview: Maths : grouping into groups of 2,5 and 10
 English : ‘Brian Bear’s Picnic’
 Phonics : silent w, r plus spelling, punctuation revision
 Topic : Kenya- food

<p>Maths</p>	<p>Monday</p>	<p>This week we will be recapping grouping. This will help you in Year 2 with division.</p> <p>Today we will be grouping into groups of 2.</p> <p>Find 4 of something e.g. apples, leaves. Then put them into groups of 2. It should look like this.</p>  <p>How many groups did you have? You can say 'I had 4 leaves, I put them into groups of 2 and I had 2 groups.' You could check by counting back: $4 - 2 - 2 = 0$. This is called repeated subtraction.</p> <p>Now get 6 . Put them into groups of 2. How many groups?</p>  <p>Keep adding 2 more each time.</p> <p><i>Additional challenge: record on paper what you are doing using pictures or repeated subtraction.</i></p>
--------------	---------------	--

Overview: Maths : grouping into groups of 2,5 and 10
 English : ‘Brian Bear’s Picnic’
 Phonics : silent w, r plus spelling, punctuation revision
 Topic : Kenya- food

	<p>Tuesday</p>	<p>Today we will be grouping into groups of 10.</p> <p>Find 20 of something e.g. marbles, stones. Then put them into groups of 10. It should look like this.</p>  <p>How many groups did you have? You can say 'I had 20 stones, I put them into groups of 10 and I had 2 groups.' You could check by counting back: $20 - 10 - 10 = 0$. This is called repeated subtraction.</p> <p>Now get 30. Put them into groups of 10. How many groups?</p>  <p style="text-align: right;">$30 - 10 - 10 - 10 = 0$</p> <p>Keep adding 10 more each time.</p> <p><i>Additional challenge: record on paper what you are doing using pictures or repeated subtraction.</i></p>
--	----------------	---

Overview: Maths : grouping into groups of 2,5 and 10
English : 'Brian Bear's Picnic'
Phonics : silent w, r plus spelling, punctuation revision
Topic : Kenya- food

	<p>Wednesday</p>	<p>Today we will be grouping into groups of 5.</p> <p>Find 10 of something e.g. sticks, sweets. Then put them into groups of 5. It should look like this.</p>  <p>How many groups did you have? You can say 'I had 10 sticks, I put them into groups of 5 and I had 2 groups.' You could check by counting back: $10 - 5 - 5 = 0$. This is called repeated subtraction.</p> <p>Now get 15. Put them into groups of 5. How many groups?</p>  <p>Keep adding 5 more each time.</p> <p><i>Additional challenge: record on paper what you are doing using pictures or repeated subtraction.</i></p> <p>$15 - 5 - 5 - 5 = 0$</p>
--	------------------	---

Overview: Maths : grouping into groups of 2,5 and 10

English : 'Brian Bear's Picnic'

Phonics : silent w, r plus spelling, punctuation revision

Topic : Kenya- food

	Thursday	Today practise putting into equal groups using the activity cards below.
	Friday	Challenge day! Use mathematics to practise your grouping or number work.
English **Please also encourage your child to read daily	Monday	Last week we started a new unit: 'Brian Bear's Picnic'. Today recap the story with an adult or read it again. Can you make a map, Bertha, Curtis and Gertie's journey to the picnic at Friary Wood? Then use the map to verbally retell the story. Use page 9 to help you. <i>Additional challenge: record your story by writing it down.</i>
	Tuesday	Today sing along! Use the words and / or the link on page 10 to sing 'Teddy Bear's Picnic'.
	Wednesday	If you were going on a picnic what would you take? Use page 11 to make a list.
	Thursday	You will need a picnic rug. Can you design one? Look at page 12 for ideas.
	Friday	Reading today: 1. Read the thank you letter from the monkeys on page 13. Have you ever written a thank you letter? 2. Read the instructions for making teddy bear toast on page 15. You may like to have a go!

Overview: Maths : grouping into groups of 2,5 and 10

English : 'Brian Bear's Picnic'

Phonics : silent w, r plus spelling, punctuation revision

Topic : Kenya- food

Phonics	Monday	<p>Recap r sound. Read these words: race risky rain</p> <p>Notice what sound r is making in each word.</p> <p>Sometimes a 'w' is put before a 'r' e.g. wreck. In this word the 'w' is silent. This means we don't say it. Read these words:</p> <p>wrist wreck wrong</p> <p>Try the worksheet below.</p>
	Tuesday	<p>Recap m sound. Read these words: mum storm monster</p> <p>Notice what sound m is making in each word.</p> <p>Sometimes a 'b' is put after a 'm' e.g. lamb. In this word the 'b' is silent. This means we don't say it. Read these words:</p> <p>lamb thumb crumb</p> <p>Try the worksheet below.</p>
	Wednesday	<p>Today recap all the silent letters you know using the worksheet below.</p>
	Thursday	<p>What can you remember about punctuation? Find page 14 of your 'Brain Bear's Picnic' story and read the postcard on page 14. Now put in the missing capital letters and full stops.</p>
	Friday	<p>Spelling practice - (see spelling box below)</p>

Overview: Maths : grouping into groups of 2,5 and 10
 English : ‘Brian Bear’s Picnic’
 Phonics : silent w, r plus spelling, punctuation revision
 Topic : Kenya- food

Topic/ Science	Topic 1	Today find out about the food (including fruit) grown in Kenya. Remember to ask a grown up for help so that you keep safe on the internet.
	Topic 2	At the beginning of the topic you wrote down the things you knew about Africa. If you have the sheet look at it. Do you think you have learnt more? Make a mind map of the things you know about Africa or Kenya now. Think about the country, the animals, the Maasai tribe, mask, music and art. You’ll be surprised how much more you know!
PE	Activity 1	Joe Wicks workout https://www.youtube.com/channel/UCAxW1XT0iEJo0TYIRfn6rYQ
	Activity 2	Cosmic Kids Yoga https://www.youtube.com/user/CosmicKidsYoga
	Activity 3	Real PE see below
Art/Crafts	Activity 1	Have a go at making the recipe below using African fruits, (you could substitute other fruits). Or make the teddy bear mask from 'Brain Bear's Picnic' story.
	Activity 2	Read the story 'Handa's surprise' if you have it OR watch it https://www.youtube.com/watch?v=ocnRQi89nK8 Create your own basket of Kenyan fruit. It could be drawn, made from paper or even 3D using play dough, clay or junk materials.

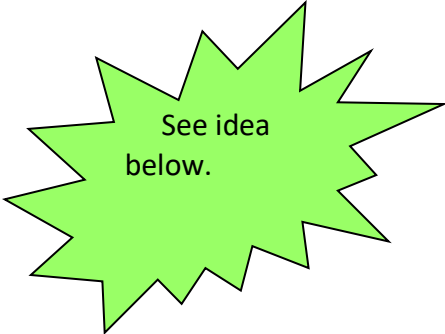
Overview: Maths : grouping into groups of 2,5 and 10
English : 'Brian Bear's Picnic'
Phonics : silent w, r plus spelling, punctuation revision
Topic : Kenya- food

Weekly spellings

Recap spellings from whole year








the a do to me she he we I is	of was has his you no go so by my	your they here there where come some one	today ask put push pull full says were	are friend once house our others love school
--	--	---	---	---

REAL P.E.
The website address
is: **home.jasmineactive.com**
Parent email: parent@lyngcofepr-1.com
Password: lyngcofepr



Overview: Maths : grouping into groups of 2,5 and 10
 English : 'Brian Bear's Picnic'
 Phonics : silent w, r plus spelling, punctuation revision
 Topic : Kenya- food

Additional maths challenges:

<p>Section 1 There are 15 cows in a field. 9 cows leave the field. How many are in the field now?</p>  <input data-bbox="680 584 797 636" type="text"/>	<p>Section 3 Draw something that would weigh less than this:</p> 	<p>Section 6 23 people are on the bus. 5 get off. 2 more get on. How many are on the bus now?</p>  <input data-bbox="1733 584 1850 636" type="text"/>
<p>Section 2 Match up the coins to the amounts.</p>  <p>13p</p>  <p>40p</p>  <p>15p</p>	<p>Section 4</p> <p>22 → 10 less → <input data-bbox="1093 671 1171 724" type="text"/></p> <p>31 → 10 less → <input data-bbox="1093 735 1171 788" type="text"/></p> <p>44 → 10 less → <input data-bbox="1093 799 1171 852" type="text"/></p> <p>62 → 10 less → <input data-bbox="1093 863 1171 916" type="text"/></p>	<p>Section 7 Draw a picture to show this: $15 - 6 = 9$</p>
<p>Section 5 Draw the coins you need to make £1.80.</p>		<p>Section 8 14 children go to a party. There are only 10 party hats. How many more hats are needed?</p>  <input data-bbox="1733 1094 1850 1147" type="text"/>

Overview: Maths : grouping into groups of 2,5 and 10
 English : 'Brian Bear's Picnic'
 Phonics : silent w, r plus spelling, punctuation revision
 Topic : Kenya- food

Make Equal Groups



Match the labels with the groups.

equal

unequal



True or false?



Here are 2 groups of 3 pencil cases.



Here are 3 groups of 3 pens.

What can you say about these groups?

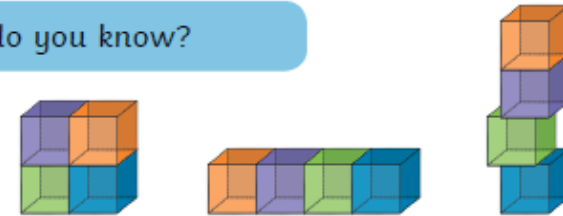


Make Equal Groups



Are these groups equal?

How do you know?



What can you do to make these groups equal?



Find 12 things.



Can you share them into different, equal groups?

What can you say about them?

Here are ___ groups of ___ things.

Overview: Maths : grouping into groups of 2,5 and 10
 English : 'Brian Bear's Picnic'
 Phonics : silent w, r plus spelling, punctuation revision
 Topic : Kenya- food

Silent 'w'

Sometimes a 'w' is put before a 'r' as in the word 'wreck'.
 In this word the 'w' is silent. This means we do not say it.

wr = r
wreck

Please fill in the missing letters to create words with the 'wr' sound.

	__ite		__en
	__ist		__ong

Fill in the missing words with the 'wr' sound, using the picture clues below.

Tom undid the _____ to get to the sweet.
 At Christmas, many people put a _____ on their door.
 Sometimes when you can't sit still you _____.
 When a boat is at the bottom of the sea, it is a ship _____.







Silent 'b'

Sometimes a 'b' is put after a 'm' as in the word 'crumb'.
 In this word, the 'b' is silent. This means we do not say it.

mb = b
crumb

Please fill in the missing letters to create words with the 'mb' sound.

	co__		la__
	thu__		cru__

Fill in the missing words with the 'mb' sound, using the picture clues to help.

After Jesus died, he was put into a _____.
 Jack had to _____ up the beanstalk.
 They were so cold, their fingers had gone _____.
 A toilet can be fixed by a _____.



Overview: Maths : grouping into groups of 2,5 and 10

English : 'Brian Bear's Picnic'

Phonics : silent w, r plus spelling, punctuation revision

Topic : Kenya- food

Year 1 Summer Term 1 SPaG Mat

5

Practise writing these spellings. **a**


push _____

pull _____

full _____

ask _____

Which tricky word has Mr Whoops been juggling with? **b**



Write these two sentences again, but as one sentence, joining them with 'and'. **c**

We have a green car. We can ride in it.



Circle the words you think should have a capital letter. **d**

chair dan josh

laptop boy

Tick the correct sentence. **e**

Get me that pen now?

get me that pen now!

Get me that pen now!

Tick **two** words that can have '-ing' added to the end to make a new word. **f**

cook

high

meet

beach

Overview: Maths : grouping into groups of 2,5 and 10

English : 'Brian Bear's Picnic'

Phonics : silent w, r plus spelling, punctuation revision

Topic : Kenya- food

African Surprise Recipe Sheet for Fruit Sticks with Honey Yogurt

What you need for 6 to 8 children:

Ingredients

- 220g (8 oz) plain or flavoured yogurt
- 1 tablespoon honey
- a pinch of cinnamon
- a range of fruits (bananas, strawberries, kiwi fruit, mangoes, pineapple, guavas,

Equipment

- chopping boards
- knives
- peelers
- a big plate
- a bowl for the yogurt
- cocktail sticks

What you do...



Talk about the fruit before you start. Feel the skins, smell the fruit, talk about where and how each fruit grows and how it gets to the shop or market.

1. Firstly, make the honey yogurt by mixing the honey and spice into the yogurt.
2. Wash all the fruit before you start.
3. Then peel mangoes, bananas, pineapple and any other fruit with skins.
4. Chop the fruit into bite sized pieces.
5. After that, put the yogurt bowl in the middle of the plate and arrange the fruit round it.
6. Put some cocktail sticks in an egg cup or small glass.
7. Finally, use the sticks to spear the pieces of fruit and dip them in the yogurt.

Overview: Maths : grouping into groups of 2,5 and 10

English : 'Brian Bear's Picnic'

Phonics : silent w, r plus spelling, punctuation revision

Topic : Kenya- food

Find different clothes for them in the natural world.

