



Overview: Maths : 3D shapes + symmetry

English : The Elves and the Shoemaker

Phonics : Grammar, punctuation and spelling: prefixes


Topic : Africa

*Additional challenge: create your own Venn diagram.*

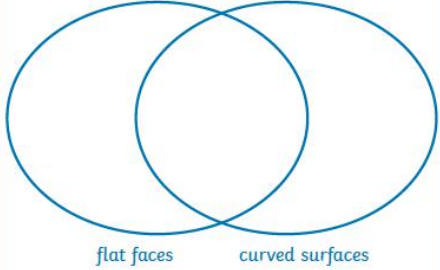
**Sort 3D Shapes**

Anna is investigating shapes.

Some shapes have both flat faces and curved surfaces.



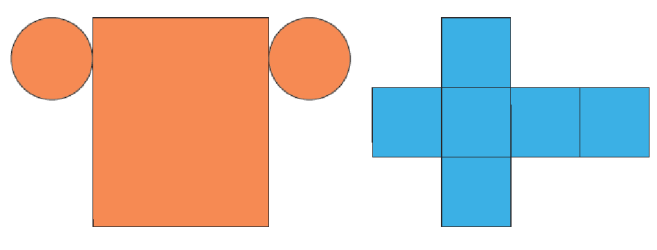
Is she correct?



Sort 3D shapes into a Venn Diagram and explain what you notice.

Thursday

When a 3D shape is opened out the 2D shapes which create it can be seen. This is called a **net**. Can you name these 3D shapes?


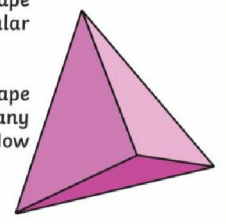


Overview: Maths : 3D shapes + symmetry

English : The Elves and the Shoemaker

Phonics : Grammar, punctuation and spelling: prefixes

Topic : Africa

		<p>They are a cylinder and a cube. We know this because a cylinder has 2 circular faces and a rectangular curved face, 2 edges but no faces.                  Explain how you know it is a cube.                  Now complete the sheet below and then check your answers.</p>
	<p>Friday</p>	<p>Challenge day! Choose at least one 3D shape challenge. (<a href="https://nrich.maths.org/">https://nrich.maths.org/</a>)</p> <ol style="list-style-type: none"> <li>1. Take an alien net and turn it into a 3D alien - (see nets below). Or make your own animal.</li> </ol> <div style="display: flex; justify-content: space-around; align-items: flex-start;"> <div style="border: 2px solid orange; padding: 10px; width: 45%;"> <p style="text-align: center; font-weight: bold; color: orange;">Sort 3D Shapes</p> <p style="text-align: center;">How many ways can you sort these shapes into groups?</p>  </div> <div style="border: 2px solid purple; padding: 10px; width: 45%;"> <p style="text-align: center; font-weight: bold; color: purple;">Outdoor Maths</p> <p style="text-align: right; color: purple;">★★★</p> <p>Collect a variety of sticks. Using string, tie the sticks together to make a 3D shape e.g. a cube or a triangular prism.</p> <p>Can you describe your shape to a partner? How many edges does it have? How many vertices?</p>  </div> </div> <ol style="list-style-type: none"> <li>2.</li> <li>3.</li> <li>4. Build a junk model.</li> <li>5. quiz <a href="https://www.bbc.co.uk/bitesize/topics/zjv39j6/articles/zcsjqtj">https://www.bbc.co.uk/bitesize/topics/zjv39j6/articles/zcsjqtj</a></li> </ol>

Overview: Maths : 3D shapes + symmetry

English : The Elves and the Shoemaker

Phonics : Grammar, punctuation and spelling: prefixes

Topic : Africa

English **Please also encourage your child to read daily	Monday	<p>Read the story again or listen to it <a href="https://soundcloud.com/talkforwriting/elves">https://soundcloud.com/talkforwriting/elves</a></p> <p>Read the letter on page 12 of the pack.</p> <p>Imagine you are Clary, Pepper or Jas and think about the adventures you may have had. You are going to write a postcard back to the shoemaker and his wife.</p> <p>Talk or think your ideas through and then write a postcard. See page 13.</p>
	Tuesday	<p>The characters in the story all help each other. Think about different ways you help at home and how others help you. You may like to think of other people in your community who help e.g. people who deliver shopping.</p> <p>In the story the elves helped by making shoes. You are going to plan and write a story about elves who help people.</p> <p>Today plan out your ideas: Decide who your characters are. Who needs help? What are the elves' names? Where does your story take place? Use the story mountain plan on page 14. Remember at this stage it is a collection of thoughts, rather like a shopping list, it is not a story yet.</p>
	Wednesday	<p>Look at your story mountain plan from Tuesday. Today you are going to write the <b>beginning</b> of the story using the ideas you have already written down. Take your ideas and turn them into super sentences which make the reader want to find out more.</p> <p>Start your story on a piece of paper or print and use the guidelines below.</p> <p><i>Additional challenge: check your work for spellings and punctuation.</i></p>
	Thursday	<p>Look at your ideas for the <b>middle</b> part of the story. Make it as interesting as you can. Maybe you could 'magpie' some interesting words from the story or add something funny which happens.</p> <p><i>Additional challenge: check your work for spellings and punctuation</i></p>
	Friday	<p>Read through your story so far. Look at your ideas for the <b>ending</b>. Often an ending links back to the beginning of the story, it may ask a question or it may leave the reader wondering.....</p> <p>Try and make your ending as interesting as you can. Don't forget to add speech and punctuate with inverted commas.</p>

Overview: Maths : 3D shapes + symmetry

English : The Elves and the Shoemaker

Phonics : Grammar, punctuation and spelling: prefixes

Topic : Africa

		<i>Additional challenge: read through your whole story. Do you need to make changes or improve it?</i>
<b>Grammar,</b> punctuation and spelling: <b>Prefixes</b>	Monday	This week we will recap the word prefix. A prefix is two or three letters which are put on the front of a word and which changes its meaning. For example: happy/unhappy, content/discontent, do/redo Watch <a href="https://www.bbc.co.uk/bitesize/topics/z8mxrwx/articles/z9hjwxs">https://www.bbc.co.uk/bitesize/topics/z8mxrwx/articles/z9hjwxs</a> Today we will focus on un. <b>un</b> usually means not. For example, unhappy, unlocked, unfair  Read the words on the word mat below. Can you think of more? Either use the word mat to write some sentences Or do the <b>un</b> wordsearch below.
	Tuesday	Today we will focus on <b>dis</b> and <b>mis</b> <b>dis</b> and <b>mis</b> usually have negative meanings. For example, disagree, disobey, misbehave, mislead Complete the sheet below.
	Wednesday	<b>re</b> usually means <b>again</b> or <b>back</b> . For example, redo, reappear, redecorate  Add <b>re</b> to each of these words to make a new word. write            read            count            arrange.  Then write a sentence for each.
	Thursday	<b>sub</b> usually means <b>under</b> . For example, subheading or submarine Do the activities and the quiz to show your understanding. <a href="https://www.bbc.co.uk/bitesize/topics/z8mxrwx/articles/z9hjwxs">https://www.bbc.co.uk/bitesize/topics/z8mxrwx/articles/z9hjwxs</a>
	Friday	Spelling practice - recap the spellings you learnt in the Autumn term (1) (see spelling box below)

Overview: Maths : 3D shapes + symmetry

English : The Elves and the Shoemaker

Phonics : Grammar, punctuation and spelling: prefixes

Topic : Africa

Topic/ Science	Topic 1	<p>Can you remember the 7 continents and 5 oceans from last week? Which continent started with the letter A and has 6 letters?</p> <p><b>AFRICA!</b></p> <p>What do you know or think you know about Africa. Write down at least 6 things or create a mind map. Then write 3 questions about what you would like to find out. Over the next few weeks we will be finding out whether you are right and hopefully the answers to some of your questions.</p>
	Topic 2	<p>Watch this introduction to Africa <a href="https://www.youtube.com/watch?v=PSYHMYmyVfo">https://www.youtube.com/watch?v=PSYHMYmyVfo</a> Think back to the things you wrote yesterday. Were you right? Did you answer any of your questions?</p> <p><i>Additional challenge: do your own research and answer the questions on the sheet below.</i></p>
PE	Activity 1	Joe Wicks workout <a href="https://www.youtube.com/channel/UCAxW1XT0iEJo0TYIRfn6rYQ">https://www.youtube.com/channel/UCAxW1XT0iEJo0TYIRfn6rYQ</a>
	Activity 2	Cosmic Kids Yoga <a href="https://www.youtube.com/user/CosmicKidsYoga">https://www.youtube.com/user/CosmicKidsYoga</a>
	Activity 3	Real PE see below
Art/Crafts	Activity 1	What would you put in the explorer bag, which you made last week, to go to Africa? Draw or make some things that would be useful e.g. a hat (maybe you could make one from paper), a pair of binoculars (toilet roll tubes are great for these). Maybe you would like to design your own T-shirt.
	Activity 2	Make your name outside using what you can find. Here are some examples to get you started.

Overview: Maths : 3D shapes + symmetry

English : The Elves and the Shoemaker

Phonics : Grammar, punctuation and spelling: prefixes

Topic : Africa

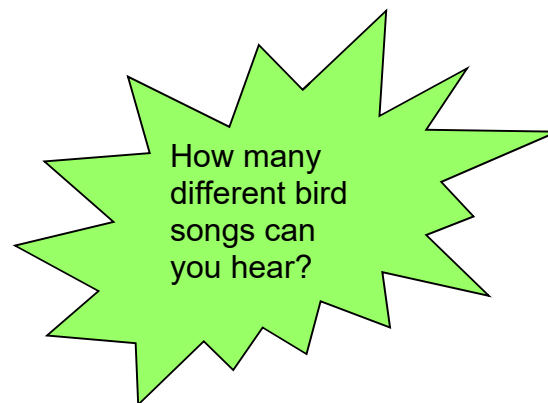


### Weekly spellings

#### Recap spelling from Autumn term 1

because  
after  
sure  
could  
should  
would  
who  
whole  
any  
many  
people

7



REAL P.E.  
The website address is: [HYPERLINK](https://createdevelopment.cmail19.com/t/i-i-xtlkhll-l-j/)  
"https://createdevelopment.cmail19.com/t/i-i-xtlkhll-l-j/" \t "\_blank"  
**[home.jasmineactive.com](https://www.home.jasmineactive.com)**  
Parent email: [HYPERLINK](mailto:parent@lvnqcofenr-1.com)  
"mailto:parent@lvnqcofenr-1.com" \t

Overview: Maths : 3D shapes + symmetry

English : The Elves and the Shoemaker

Phonics : Grammar, punctuation and spelling: prefixes

Topic : Africa

**Additional maths challenges:**



£1 and  
 $23p = \square + 20p + 2p + 1p$

£2 and  
 $57p = \text{£}2 + \square + 5p + 2p$

£3 and  
 $70p = \text{£}3 + 50p + \square$

**Match the answer with the correct calculation.**

$24 + 12$

$15$

$30 - 15$

$45$

$21 + 24$

$36$

How quickly can you answer these?

$7 \times 5 =$

$11 \times 10 =$

$6 \times 2 =$

$10 \times 5 =$

$12 \times 2 =$

$1 \times 10 =$

Then start to learn x 3 table.



Overview: Maths : 3D shapes + symmetry

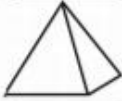






English : The Elves and the Shoemaker

Phonics : Grammar, punctuation and spelling: prefixes

Topic : Africa

### 3D Shape Hunt

Use a tally to count the shapes you see.

Shape	Tally
	
	
	
	
	
	
	

Which shape did you see the most?

Which shape did you see least?

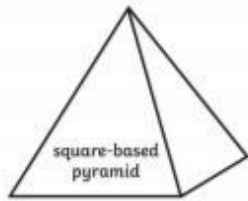
Overview: Maths : 3D shapes + symmetry

English : The Elves and the Shoemaker

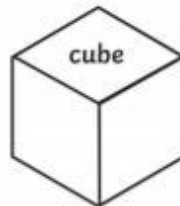
Phonics : Grammar, punctuation and spelling: prefixes

Topic : Africa

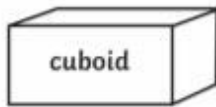
### 3D Shapes



edges \_\_\_\_\_  
faces/surfaces \_\_\_\_\_  
vertices \_\_\_\_\_



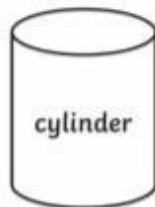
edges \_\_\_\_\_  
faces/surfaces \_\_\_\_\_  
vertices \_\_\_\_\_




edges \_\_\_\_\_  
faces/surfaces \_\_\_\_\_  
vertices \_\_\_\_\_



edges \_\_\_\_\_  
faces/surfaces \_\_\_\_\_  
vertices \_\_\_\_\_



edges \_\_\_\_\_  
faces/surfaces \_\_\_\_\_  
vertices \_\_\_\_\_



edges \_\_\_\_\_  
faces/surfaces \_\_\_\_\_  
vertices \_\_\_\_\_

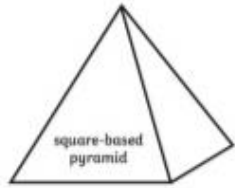
Overview: Maths : 3D shapes + symmetry

English : The Elves and the Shoemaker

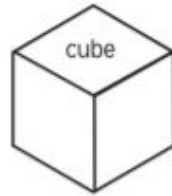
Phonics : Grammar, punctuation and spelling: prefixes

Topic : Africa

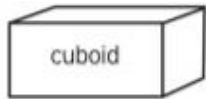
### 3D Shapes - Answer Sheet



edges - 8  
faces/surfaces - 5  
vertices - 5



edges - 12  
faces/surfaces - 6  
vertices - 8



edges - 12  
faces/surfaces - 6  
vertices - 8



edges - 1  
faces/surfaces - 2  
vertices - 1



edges - 2  
faces/surfaces - 3  
vertices - 0



edges - 0  
faces/surfaces - 1  
vertices - 0

Overview: Maths : 3D shapes + symmetry

English : The Elves and the Shoemaker

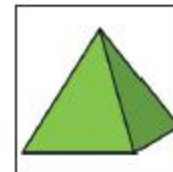

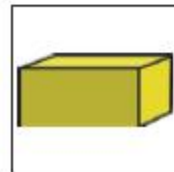
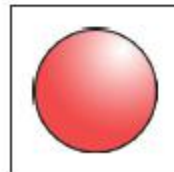
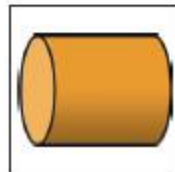
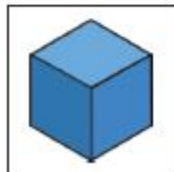
Phonics : Grammar, punctuation and spelling: prefixes

Topic : Africa

## 3D Shape Properties Table

Cut out the 3D shapes and sort them into the table below.

Shapes that roll	Shapes that don't roll



Overview: Maths : 3D shapes + symmetry

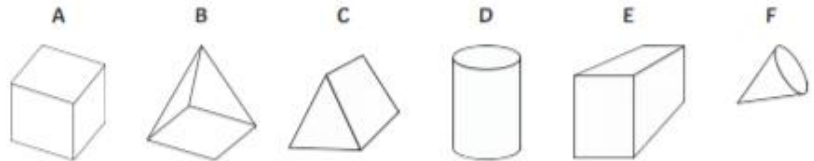
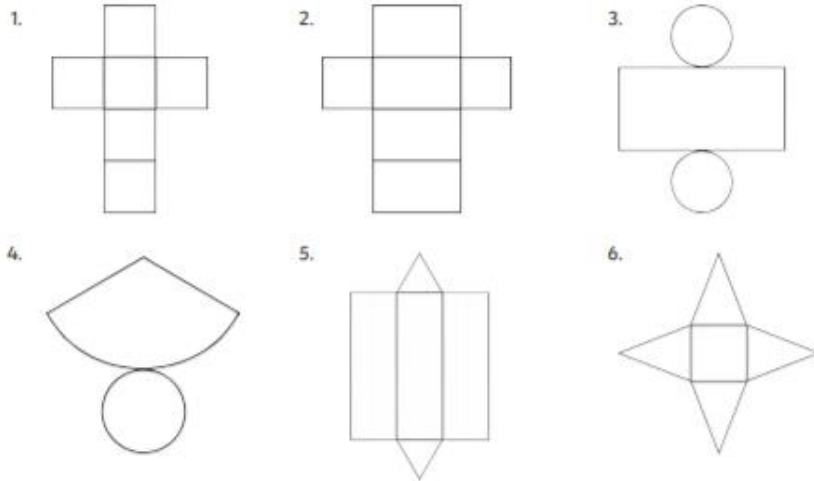
English : The Elves and the Shoemaker

Phonics : Grammar, punctuation and spelling: prefixes

Topic : Africa

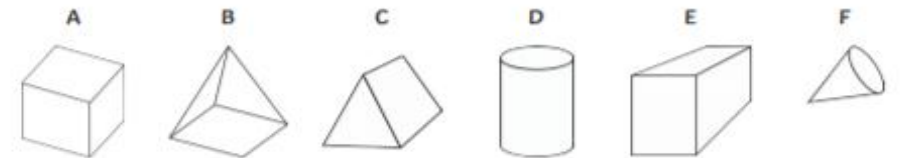
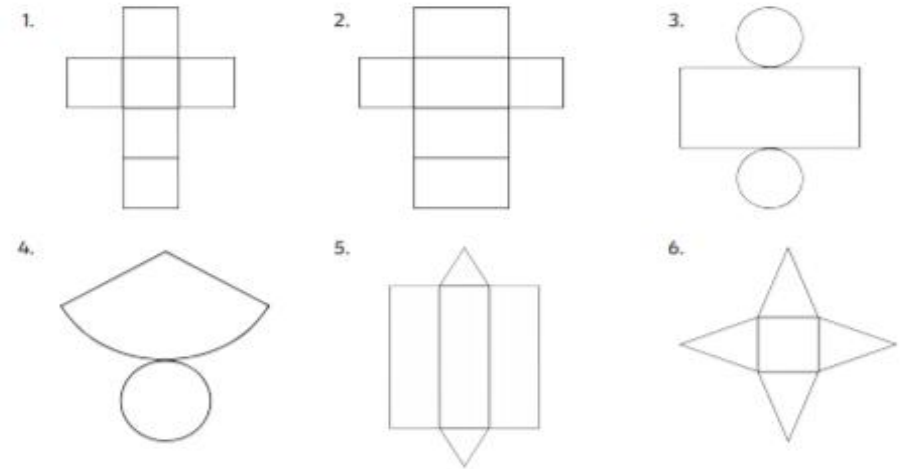
### Match the Nets

Can you match the correct net with the 3D shape?



Net	Shape

### Match the Nets Answers



Net	Shape
1	a - cube
2	e - cuboid
3	d - cylinder
4	f - cone
5	c - triangular prism
6	b - square based pyramid


Overview: Maths : 3D shapes + symmetry

English : The Elves and the Shoemaker

Phonics : Grammar, punctuation and spelling: prefixes

Topic : Africa

## Alien Cuboid

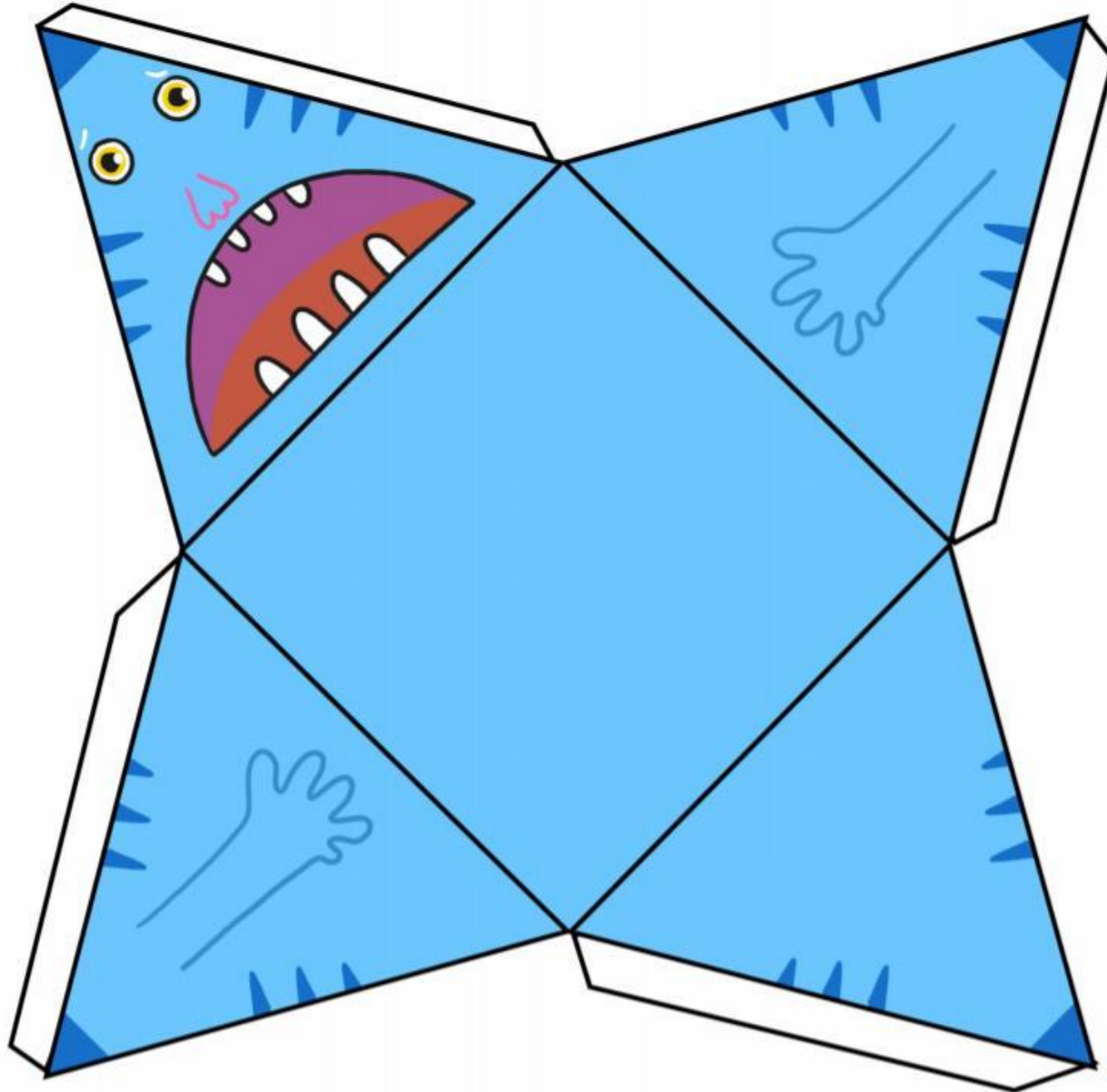


Overview: Maths : 3D shapes + symmetry

English : The Elves and the Shoemaker

Phonics : Grammar, punctuation and spelling: prefixes

Topic : Africa



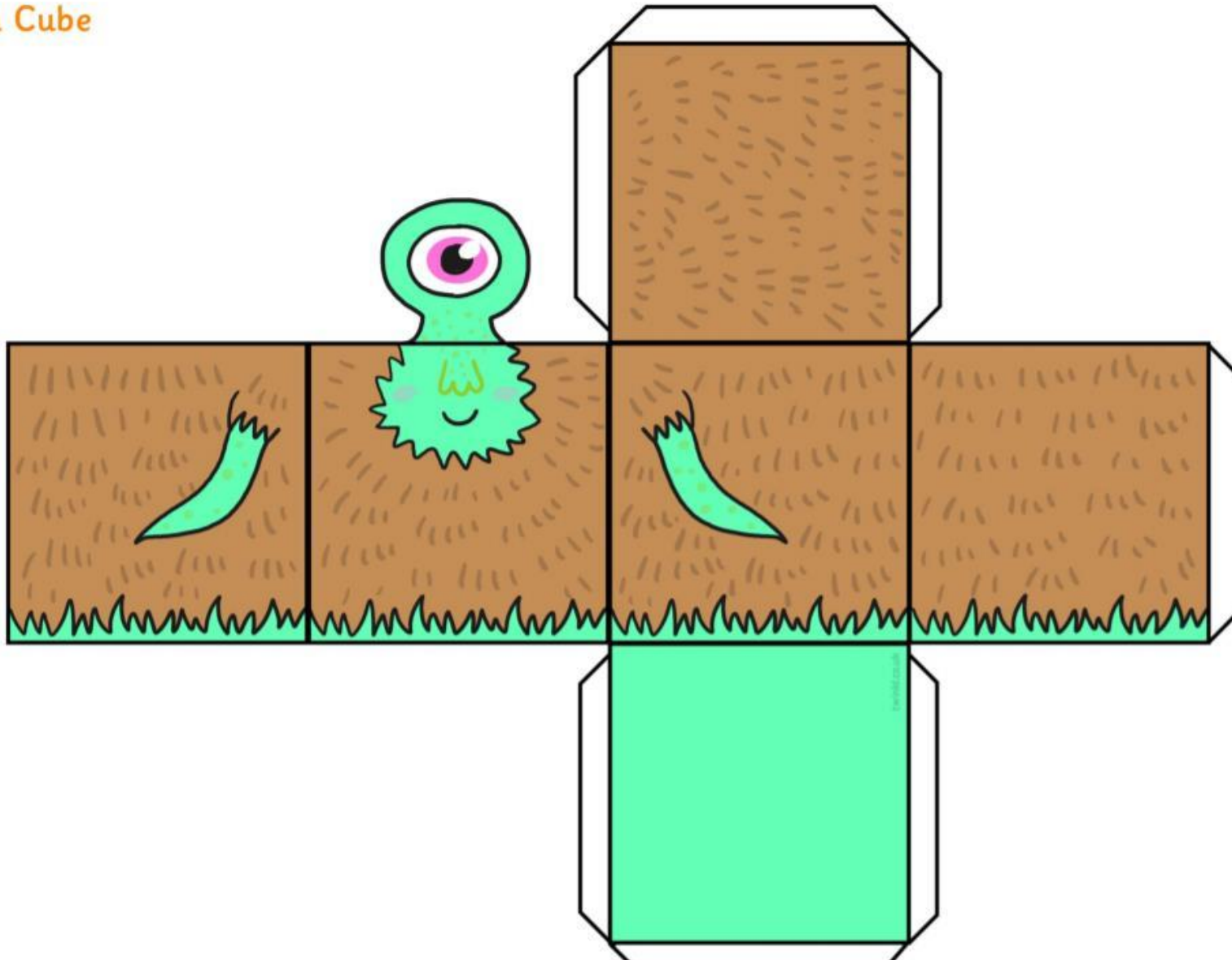
Overview: Maths : 3D shapes + symmetry

English : The Elves and the Shoemaker

Phonics : Grammar, punctuation and spelling: prefixes

Topic : Africa

## Alien Cube





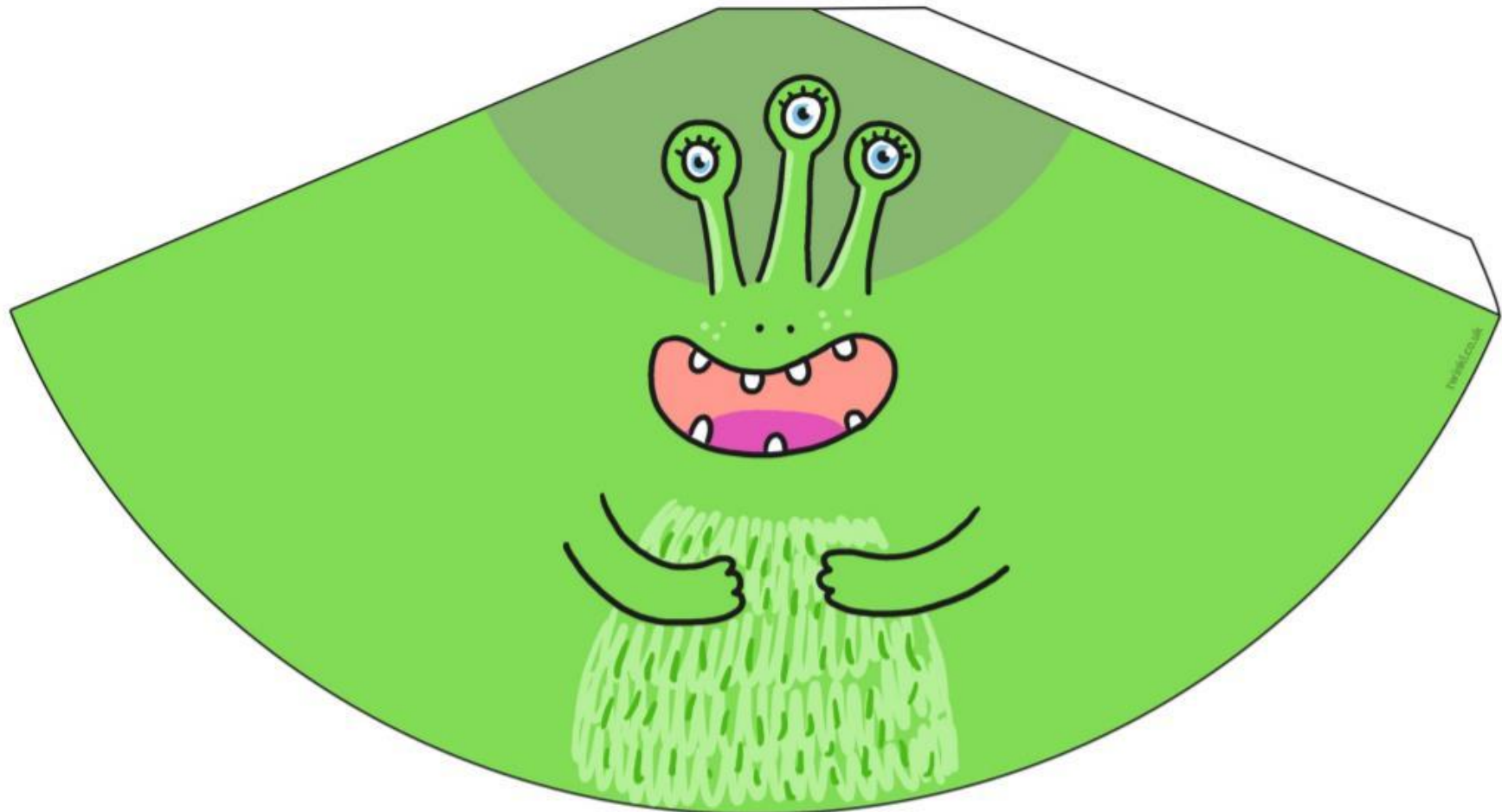
Overview: Maths : 3D shapes + symmetry

English : The Elves and the Shoemaker

Phonics : Grammar, punctuation and spelling: prefixes

Topic : Africa

## Alien Cone





Overview: Maths : 3D shapes + symmetry

English : The Elves and the Shoemaker

Phonics : Grammar, punctuation and spelling: prefixes

Topic : Africa

## Prefix -un

A prefix is a 'beginning' used at the start of a root word to turn it into another word.

zip  
well  
fold  
pack  
even  
kind  
happy  
cover

unzip  
unwell  
unfold  
unpack  
uneven  
unkind  
unhappy  
uncover

fair  
certain  
wrap  
clear  
healthy  
safe  
lucky

unfair  
uncertain  
unwrap  
unclear  
unhealthy  
unsafe  
unlucky



Overview: Maths : 3D shapes + symmetry

English : The Elves and the Shoemaker

Phonics : Grammar, punctuation and spelling: prefixes

Topic : Africa

## The Grammar Goblin: Adding the Prefix un-

u n e v e n g h u  
 n n o p q r u t n  
 l z d b c d n u h  
 u n l o c k k n a  
 c x y z a b i w p  
 k j k l m n n e p  
 y u n z i p d l y  
 g u n f a i r l o  
 u n a f r a i d a

The Grammar Goblin has added the prefix un- to all the words in the word search. Find all of the words to complete Grammar Goblin's challenge. Remember, each word will start with un- when you look for it in the word search grid.

fair	kind	even	well	afraid
happy	zip	lock	do	lucky

Overview: Maths : 3D shapes + symmetry

English : The Elves and the Shoemaker

Phonics : Grammar, punctuation and spelling: prefixes

Topic : Africa

---

1. Draw a line to match each prefix to the correct word so that it makes a new word.

un

appear

dis

tidy

mis

popular

un

behave

.....  
**For the following questions do not use any of the words in question 1.**

2. Write four different words which can be created through adding the prefix dis-  
They must be spelt correctly.

- a) \_\_\_\_\_
- b) \_\_\_\_\_
- c) \_\_\_\_\_
- d) \_\_\_\_\_

.....  
3. Write four different words which can be created through adding the prefix mis-  
They must be spelt correctly.

- a) \_\_\_\_\_
  - b) \_\_\_\_\_
  - c) \_\_\_\_\_
  - d) \_\_\_\_\_
- .....

Overview: Maths : 3D shapes + symmetry

English : The Elves and the Shoemaker

Phonics : Grammar, punctuation and spelling: prefixes

Topic : Africa

Name: ..... Date: .....

Answer the following questions:



1. \_\_\_\_\_ is a continent.
2. The smallest country is \_\_\_\_\_.
3. The largest country is \_\_\_\_\_.
4. Four countries in Africa are \_\_\_\_\_, \_\_\_\_\_, \_\_\_\_\_ and \_\_\_\_\_.
5. There are \_\_\_\_\_ countries altogether in Africa.
6. On the **left** of the African coast is the \_\_\_\_\_ ocean.
7. On the **right** of the African coast is the \_\_\_\_\_ ocean.
8. The \_\_\_\_\_ sea is North of the African coast.
9. A **river** in Africa is \_\_\_\_\_.
10. A **lake** in Africa is \_\_\_\_\_.
11. Now write the names of all the countries on the map above.