



Overview: Maths : 3D shapes + symmetry

English : Pippety Skycap

Phonics : phonics or/au/aw plus handwriting

Topic : Africa

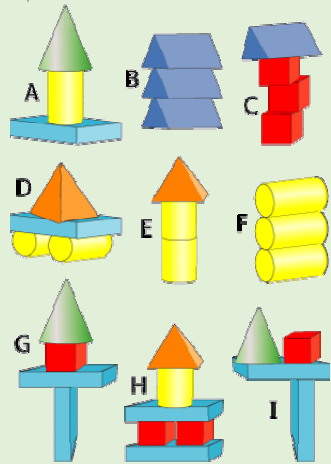
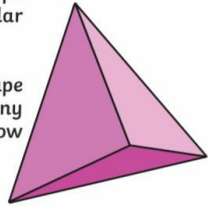
Maths	Monday	<p>This week we will be looking at 3D shapes. Remember these are shapes which you can see all the way round. First watch https://www.bbc.co.uk/bitesize/topics/zjv39j6/articles/zcsjqty and do the activity: name the shape.</p> <p>Then go on a walk around your house, garden or as part of your exercise and look out for cubes, cuboids, pyramids, spheres, cylinders, triangular prisms and cones.</p> <p>Which is the most common shape?</p> <p>Keep a tally (see sheet below)</p> <p>e.g.  III 3  IIII IIII I 11</p> <p><i>Additional challenge: Can you find at least one example of each shape?</i></p>
	Tuesday	<p>Recap the names of 3D shapes and think about how you know i.e. their properties. Use the words faces, vertices (points), edges, curved, straight.</p> <p>Watch https://www.youtube.com/watch?time_continue=8&v=3nLpD6bE4fE&feature=emb_logo</p> <p>Think about the shapes you saw Monday.</p> <p>Find an example of a cuboid e.g. a cereal packet. Look at it carefully. Can you count 6 faces? Now count how many corners or vertices. You should find 8. Now count the edges - you should find 12.</p> <p>Now can you find a cube e.g. an Oxo cube or a dice? Look at the faces, vertices and edges. Write down the number of each.</p> <p><i>Additional challenge: compare the faces, edges, vertices of a cube and a cuboid. What do you notice?</i></p>
	Wednesday	<p>Think carefully about the names and properties of 3D shapes. See if you can find an example of each e.g. a marble (sphere), a dice (cube). Think about whether they will roll or slide or maybe both. How do you know? Explain using the words for properties e.g. 'I know a marble will roll because spheres have 1 curved face but no edges or vertices'.</p>

Overview: Maths : 3D shapes + symmetry

English : Pippety Skycap

Phonics : phonics or/au/aw plus handwriting

Topic : Africa

		<i>Additional challenge: How far could you make a sphere roll? It could be a ball or a marble. Remember your measuring from previous weeks. Can you think how you could make it roll even further?</i>
	Thursday	Recognise and name all the 3D shapes. Choose one of the colouring sheets below to show what you know.
	Friday	<p>Challenge day! Choose at least one 3D shape challenge.</p> <p>Which of the buildings below would fall down if we tried to make them?</p> <p>Which ones would be unstable and possibly collapse?</p>  <p>https://nrich.maths.org/</p> <p>quiz https://www.bbc.co.uk/bitesize/topics/zjv39j6/articles/zcsjqty</p> <div data-bbox="1220 510 1758 885"> <p>Outdoor Maths ★★★</p> <p>Collect a variety of sticks. Using string, tie the sticks together to make a 3D shape e.g. a cube or a triangular prism.</p> <p>Can you describe your shape to a partner? How many edges does it have? How many vertices?</p>  </div> <div data-bbox="1220 922 1758 1056"> <p>Build a 3D junk model.</p> </div>

Overview: Maths : 3D shapes + symmetry

English : Pippety Skycap

Phonics : phonics or/au/aw plus handwriting

Topic : Africa

English **Please also encourage your child to read daily	Monday	Re-read the new story 'Pippety Skycap' with a grown up or listen to it https://soundcloud.com/talkforwriting/pippety Next read the fact file on page 12. What were Pippety's favourite things? Find a box and put in things that you think Pippety might like or you could write or draw pictures of those things using page 13.
	Tuesday	Look at the box or your sheet from Monday. Use it to help you to write a fact file for Pippety. You could write using your own paper or use the sheet on page 14.
	Wednesday	Read and discuss the poem on page 15. Now can you solve the riddles on page 16? <i>Additional challenge: Write your answers on the sheet on your own.</i>
	Thursday	What do you think giants would have in their pockets? Would they be the same or different to an elf? Draw what you think would be in their pockets. You could use sheet 17 or your own paper.
	Friday	Use your picture from yesterday to help you to complete the sheet on page 18.
Phonics and handwriting	Monday	Recap or sound. The 'or' sound can also be made by using the digraph au . Choose your au challenge! either : download the au booklet from the home learning section of the school website or cut out the au coins and add to the piggy bank sheet
	Tuesday	The 'or' sound can also be made using the digraph aw . See how many aw sounds you can spot in the word search below.
	Wednesday	Handwriting practice: recap how to write long ladder letters l t u y i j

Overview: Maths : 3D shapes + symmetry

English : Pippety Skycap

Phonics : phonics or/au/aw plus handwriting

Topic : Africa


		Watch https://www.bbc.co.uk/bitesize/topics/zgjj6sg/articles/zcd9jty Now practice- don't forget the flicks at the end of the letters. Write them yourself or use the sheet below.
	Thursday	Handwriting practice: recap how to write one armed robot letters r n m b h p k Watch https://www.bbc.co.uk/bitesize/topics/zgjj6sg/articles/z8qb97h Now practice- don't forget the flicks at the end of the letters and think about where they sit on the line. Write them yourself or use the sheet below.
	Friday	spelling practice - recap the words you learnt in the Autumn Term (1)
Topic/ Science	Topic 1	Can you remember the 7 continents and 5 oceans from last week? Which continent started with the letter A and has 6 letters? AFRICA! What do you know or think you know about Africa. Write down at least 6 things or create a mind map. Then write 3 questions about what you would like to find out. Over the next few weeks we will be finding out whether you are right and hopefully the answers to some of your questions.
	Topic 2	Watch this introduction to Africa https://www.youtube.com/watch?v=PSYHMYmyVfo Think back to the things you wrote yesterday. Were you right? Did you answer any of your questions? <i>Additional challenge: do your own research and answer the questions on the sheet below.</i>
PE	Activity 1	Joe Wicks workout https://www.youtube.com/channel/UCAxW1XT0iEJo0TYIRfn6rYQ
	Activity 2	Cosmic Kids Yoga https://www.youtube.com/user/CosmicKidsYoga
	Activity 3	Real PE see below

Overview: Maths : 3D shapes + symmetry

English : Pippety Skycap

Phonics : phonics or/au/aw plus handwriting

Topic : Africa

Art/Crafts	Activity 1	What would you put in the explorer bag, which you made last week, to go to Africa? Draw or make some things that would be useful e.g. a hat (maybe you could make one from paper), a pair of binoculars (toilet roll tubes are great for these). Maybe you could design a t shirt.
	Activity 2	<p>Make your name outside using what you can find. Here are some examples to get you started.</p> 

Overview: Maths : 3D shapes + symmetry

English : Pippety Skycap

Phonics : phonics or/au/aw plus handwriting


Topic : Africa

Weekly spellings

Recap spelling from Autumn term 1

the
do
me
he
I

a
to
she
we
is



How many
different bird
songs can
you hear?

REAL P.E.




The website address is: [HYPERLINK](https://createddevelopment.cmail19.com/t/i-i-xtlkhll-l-j/)
"https://createddevelopment.cmail19.com/t/i-i-xtlkhll-l-j/" \t "_blank"

[home.jasmineactive.com](https://createddevelopment.cmail19.com/t/i-i-xtlkhll-l-j/)

Parent email: [HYPERLINK](mailto:parent@lvgcofent-1.com)

"mailto:parent@lvgcofent-1.com" \t

Additional maths challenges:



Overview: Maths : 3D shapes + symmetry

English : Pippety Skycap

Phonics : phonics or/au/aw plus handwriting

Topic : Africa

Overview: Maths : 3D shapes + symmetry

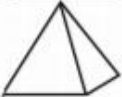






English : Pippety Skycap

Phonics : phonics or/au/aw plus handwriting

Topic : Africa

3D Shape Hunt

Use a tally to count the shapes you see.

Shape	Tally
	
	
	
	
	
	
	

Which shape did you see the most?

Which shape did you see least?

Overview: Maths : 3D shapes + symmetry

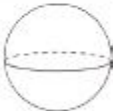
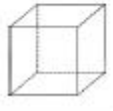

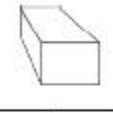


English : Pippety Skycap


Phonics : phonics or/au/aw plus handwriting

Topic : Africa

3D Shape Colouring

Use the key to colour in the 3D shapes correctly.

Key	
	red
	blue
	green
	purple
	orange
	yellow



Overview: Maths : 3D shapes + symmetry

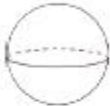
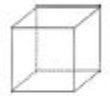




English : Pippety Skycap


Phonics : phonics or/au/aw plus handwriting

Topic : Africa

3D Shape Colouring

Use the key to colour in the 3D shapes correctly.

Key		
Shape	Name	Colour
		blue
		yellow
		purple
		green
		orange
		red



Overview: Maths : 3D shapes + symmetry


English : Pippety Skycap

Phonics : phonics or/au/aw plus handwriting

Topic : Africa

'au' Sound Piggy Bank

Put the coins, which have a picture of something that has the 'au' sound, in the piggy bank.



Overview: Maths : 3D shapes + symmetry

English : Pippety Skycap

Phonics : phonics or/au/aw plus handwriting

Topic : Africa

'au' Sound Piggy Bank

Cut out the coins. Put the coins, which have a picture of something that has the 'au' sound in the piggy bank.



Overview: Maths : 3D shapes + symmetry

English : Pippety Skycap

Phonics : phonics or/au/aw plus handwriting

Topic : Africa

aw

s t r a w b e r r y w n
k o i d a w n d b a v x
t a a s a l g v r t b l
o h f p w c x t l a t n
d f a a q c s j k z w x
w z h w o q l d q a c c
b s t n u p s a r k s r
l c n t a b w q w f c a
l u k f a w n a u z r w
p r a w n w h l a a a l
c c c n o j b g v m w a
n d t r a w l p l p l k

strawberry

dawn

fawn

draw

straw

claw

hawk

shawl

scrawl

crawl

prawn

spawn

trawl

thaw

raw

squawk



Overview: Maths : 3D shapes + symmetry

English : Pippety Skycap

Phonics : phonics or/au/aw plus handwriting

Topic : Africa

Letter Formation Practice Sheet

a b c d e f g h i

j k l m n o p q r

s t u v w x y z

Overview: Maths : 3D shapes + symmetry

English : Pippety Skycap

Phonics : phonics or/au/aw plus handwriting

Topic : Africa

Name: Date:

Answer the following questions:



1. _____ is a continent.
2. The smallest country is _____.
3. The largest country is _____.
4. Four countries in Africa are _____, _____, _____ and _____.
5. There are _____ countries altogether in Africa.
6. On the **left** of the African coast is the _____ ocean.
7. On the **right** of the African coast is the _____ ocean.
8. The _____ sea is North of the African coast.
9. A **river** in Africa is _____.
10. A **lake** in Africa is _____.
11. Now write the names of all the countries on the map above.