

Overview: Maths : Measuring length and height using non- standard units e.g Lego bricks

English : Sidney the Spider

Phonics : ee/ea/y/e-e sounds + tricky word spellings

Topic : The British Isles

Maths	Monday	<p>Look around your house or garden and find 3 things which are different lengths. Can you order them from shortest to longest?</p> <p>Now find 3 things which are different heights. Can you order them from shortest to tallest?</p> <p>Check: are they the same if you lay them down?</p> <p>Watch https://www.youtube.com/watch?v= YzACucjF38</p> <p>Now can you talk about the things you have found using the words shortest, shorter than, longest, longer than, taller than, tallest?</p>
	Tuesday	<p>Think back to the video you watched yesterday. You may want to watch it again to find out how to measure.</p> <p>Find 3 different objects. Now find a unit of measurement to measure them. It could be some paper clips or Lego bricks or maybe your hands or feet. Remember it must be all of one thing, not a mixture! Can you measure accurately? Remember to line up accurately! Use the words you learnt Monday to describe what you are doing e.g. the mat is 6 of my feet long, the table is 5 hands tall, the table is 8 hands and is taller than the chair which is 5 hands. You may want to go outside and measure bigger distances with things you can find outside.</p> <p><i>Challenge: can you record what you have measured?</i></p>
	Wednesday	<p>Recap all that you have learnt so far about measuring height. Today you have a challenge: Can you safely build a structure that is taller than 10 of your hands? You could use newspaper or junk boxes or Lego or anything else. If you can take a photo to show later.</p> <p><i>Challenge: make other models e.g. a tower than it an even number of bricks, a skyscraper that is more than 12 but less than 20 Lego bricks.</i></p>
	Thursday	<p>Recap all that you have learnt so far about measuring length. Today you have a challenge: Can you make a snake that is longer than 12 of your feet? You could use sticks outside or straws or strips of paper. If you can take a photo to show later.</p> <p><i>Challenge: make another creature e.g. a worm than it an odd number of sticks, a snake that is more than 15 but less than 18 strips of paper.</i></p>
	Friday	<p>Check how much you know about measuring height and length. Continue to create models and measure them accurately or try measuring in centimetres. Watch the end of Monday's video again if you need a reminder.</p> <p>Activity LEVEL 1 only https://www.topmarks.co.uk/maths-games/measuring-in-cm</p>

Overview: Maths : Measuring length and height using non- standard units e.g Lego bricks

English : Sidney the Spider

Phonics : ee/ea/y/e-e sounds + tricky word spellings

Topic : The British Isles

English **Please also encourage your child to read daily	Monday	Read the story 'Sidney the Spider' (pages 3-4 of your pack). You may be able to read this on your own or you could watch as an adult reads to you and help with the words you know. Talk together about the story-What is it about?
	Tuesday	Re read 'Sidney the Spider'. Talk about or fill in the sheet on page 5.
	Wednesday	Recap the story together. Did anything surprise you in the story? Talk about or fill in sheet 6.
	Thursday	Read the story again. List the characters in the story. Talk about or complete sheet 7.
	Friday	Quiz time. How much have you learnt about the story, the characters and what happens? Try the quiz.
Phonics	Monday	Recap ee sound https://www.youtube.com/watch?v=jFUz6cZAXNo How many other words containing "ee" sounds can you think of e.g happy, sea, key, Steve. Look round your house or garden for things which have the 'ee' sound. Can you put them into groups depending on how they are spelt? You may need a grown up to help or check.
	Tuesday	Learn ea/ ey Watch https://www.youtube.com/watch?v=nFGBy8uDnij Play a game https://new.phonicsplay.co.uk/resources/phase/2/dragons-den select phase 5 then ea
	Wednesday	Some words are spelt using the e-e sound (the e is in the middle and the e is at the end of the word- this is called a split digraph). https://new.phonicsplay.co.uk/resources/phase/2/dragons-den select phase 5 then e-e
	Thursday	Play 'ee' family game - see end of plan.
	Friday	spelling practice (see 3 words in box below)

Overview: Maths : Measuring length and height using non- standard units e.g Lego bricks
 English : Sidney the Spider
 Phonics : ee/ea/y/e-e sounds + tricky word spellings
 Topic : The British Isles

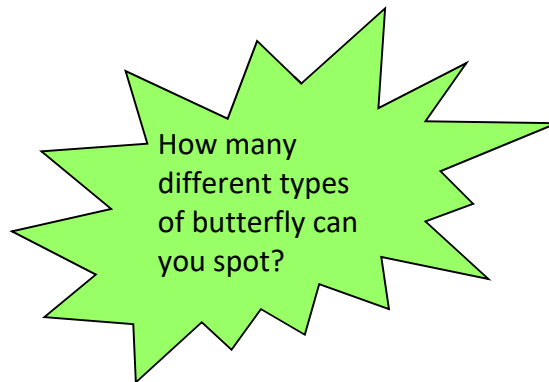
Topic/ Science	Topic 1	Use the map of the British Isles- see below or find a map in an atlas or online. You may have access to Google Earth. Find out where Lyng is on the map. Talk about other places you may have visited and what they were like e.g London.
	Topic 2	We live on an island. What is an island? Colour the sheet or talk about the countries which make up our island.
PE	Activity 1	Joe Wicks workout https://www.youtube.com/channel/UCAxW1XT0iEJo0TYIRfn6rYQ
	Activity 2	Cosmic Kids Yoga https://www.youtube.com/user/CosmicKidsYoga
	Activity 3	Real PE see below
Art/Crafts	Activity 1	Make your own island. You may like to make it outside using mud and water! You may like to make it inside using junk and collage or even draw your own. Be creative! What will you put on your island? Will it be the same or different to our island? Take a photo if you can.
	Activity 2	Continue your island by adding more details. Take a photo if you can.

Weekly spellings

house	our
others	

1.

2.



REAL P.E.
 The website address is: home.jasmineactive.com
 Parent email: parent@lyngcofepr-1.com
 Password: lyngcofepr

Overview: Maths : Measuring length and height using non- standard units e.g Lego bricks

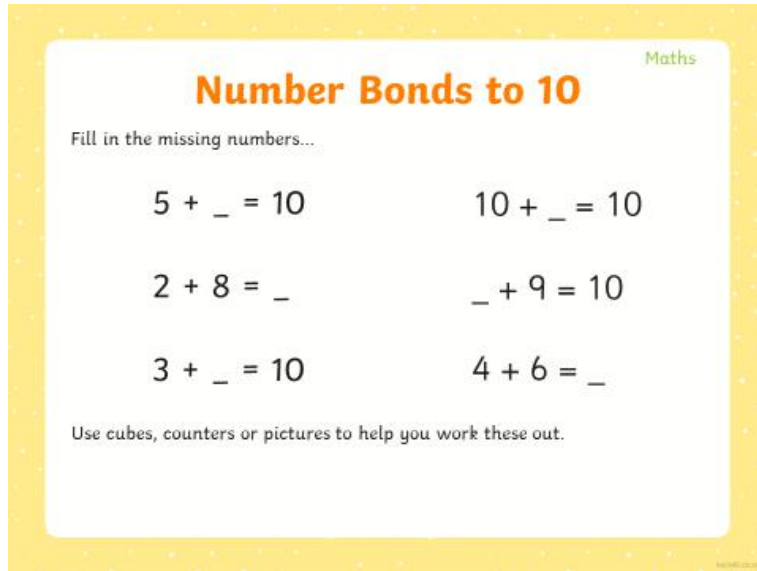
English : Sidney the Spider

Phonics : ee/ea/y/e-e sounds + tricky word spellings

Topic : The British Isles

Additional maths challenges

1.



Maths

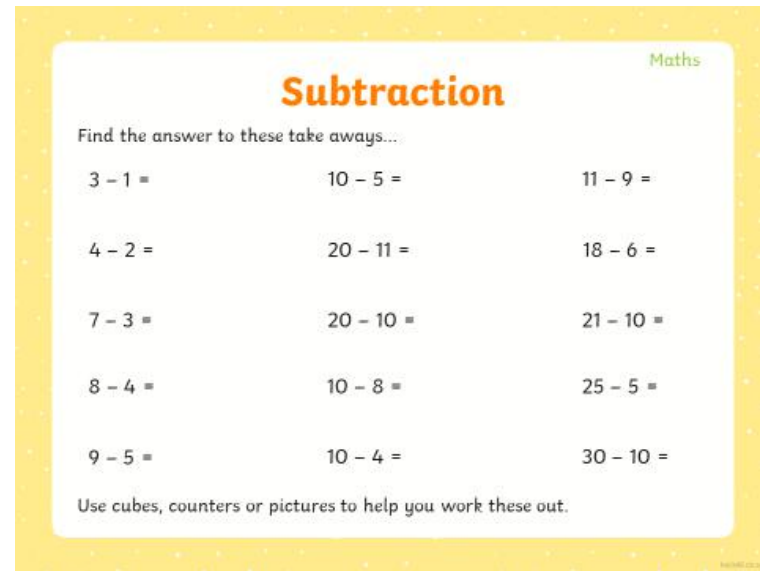
Number Bonds to 10

Fill in the missing numbers...

$5 + _ = 10$	$10 + _ = 10$
$2 + 8 = _$	$_ + 9 = 10$
$3 + _ = 10$	$4 + 6 = _$

Use cubes, counters or pictures to help you work these out.

2.



Maths

Subtraction

Find the answer to these take aways...

$3 - 1 =$	$10 - 5 =$	$11 - 9 =$
$4 - 2 =$	$20 - 11 =$	$18 - 6 =$
$7 - 3 =$	$20 - 10 =$	$21 - 10 =$
$8 - 4 =$	$10 - 8 =$	$25 - 5 =$
$9 - 5 =$	$10 - 4 =$	$30 - 10 =$

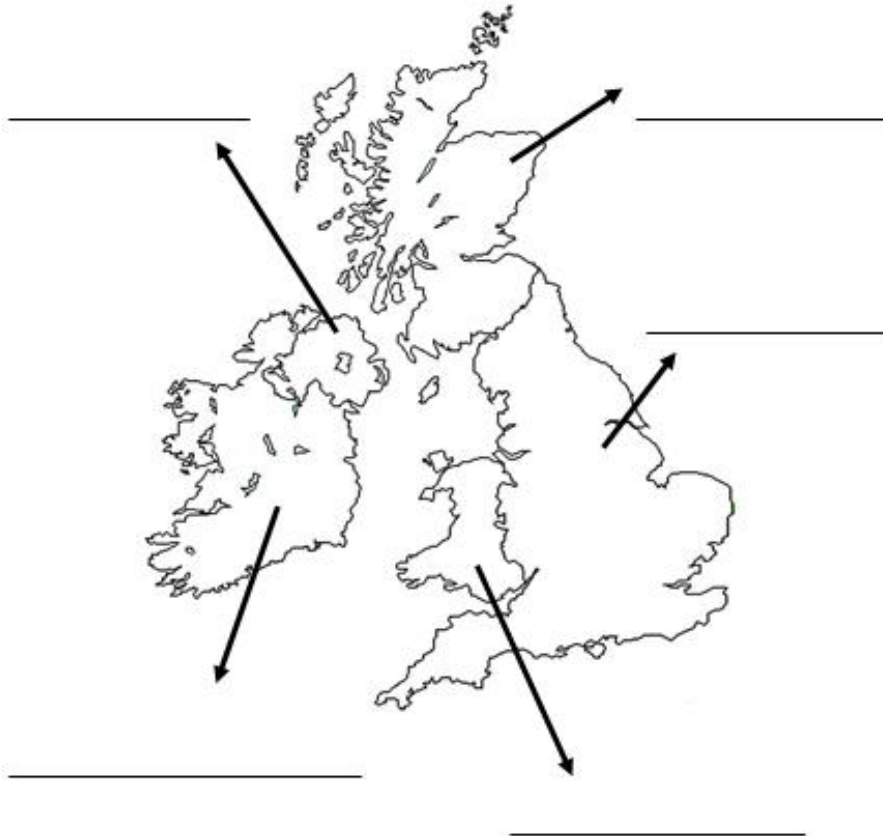
Use cubes, counters or pictures to help you work these out.

3 Practise counting in twos

4. Continue to read the clock to o'clock and half past.

Overview: Maths : Measuring length and height using non- standard units e.g Lego bricks
English : Sidney the Spider
Phonics : ee/ea/y/e-e sounds + tricky word spellings
Topic : The British Isles

Colour Northern Ireland **Yellow**
Colour Southern Ireland **Blue**
Colour England **Green**
Colour Scotland **Orange**
Colour Wales in **Red**



Overview: Maths : Measuring length and height using non- standard units e.g Lego bricks
 English : Sidney the Spider
 Phonics : ee/ea/y/e-e sounds + tricky word spellings
 Topic : The British Isles

ee		ea		e-e	ie	
ey	<h2>ee Sound Family Game</h2> <p>How to play Roll the dice to see how many squares to move.</p> <p>Pictures: When you land on a picture say the word and identify the sound i.e seen is ee.</p> <p>Sounds: When you land on a sound say a word containing that sound.</p> <p>Extension: Try to think of more complex words and putting that word into a sentence.</p>					y
	 <small>twinkl</small> <small>www.twinkl.co.uk</small>					ey
y						
START FINISH	ie		e-e	ea		ee