




Maths	Monday	<p><b>Game 1.</b> Hang numbers 1-20 on the washing line or lay them down on the floor. Turn over some and ask children to guess what number is missing.</p> <p><b>Game 2.</b> Make a tower of 20 cubes, 10 in red, 10 in blue (or whatever colour you have) Count them together, slowly. Remove the top cube, how many are left? Repeat this, getting children to practice counting backwards from 20, the cubes help as a visual. <b>Extension:</b> Can you write these as subtraction number sentences? <math>20-1=19</math>.</p>
	Tuesday	<p><b>Game 1.</b> 'Teddy is thinking of a number' game. Get a teddy/toy of choice. Adult to give clues e.g "Teddy is thinking of a number, it is next door to 4, and one less than 6. What number is Teddy thinking of?"</p> <p><b>Game 2.</b> Play higher or lower game together. Numbers 1-20 in front of you face down so you can't see the numbers. One player needs to be looking for numbers higher than 10, other needs numbers lower than 10. Take it in turns to take a number, keep it if it's a number you are looking for, but put it back if it's not quite right.</p>
	Wednesday	<p><b>Game 1.</b> If you have blocks/lego/duplo at home, make a tower of numbers from 1 -20, which should end up looking like a stair case, adding one more on each time. Numbers 1-20 in a pile shuffled up in front of you. Take two numbers from the top. Which number is the most? Which is the least? Can you find the right tower of cubes for this number? Count them using your careful counting finger!</p>
	Thursday	<p><b>Game 1.</b> Number cards 1 to 5 shuffled in front of you. Pick one up, and then use your fingers to show double that number (ie. Number 2, show 2 fingers on one hand and 2 fingers on the other to show 4) <b>Extension:</b> Can you work out doubles beyond 5? How can you show this?</p>
	Friday	<p><b>Game 1.</b> Take it in turns to count backwards from 20, e.g Adult: 20. Child: 19. Adult: 18 etc..</p>
	Maths challenges:	<ul style="list-style-type: none"> <li>• Practise writing numbers on the patio using chalk/a paint brushed dipped in water to mark make.</li> <li>• Practice number formation in sand/sugar/salt/rice with finger or paintbrush.</li> <li>• Order number cards backwards 5-0/10-0/20-0 independently.</li> <li>• Spring number hunt – an adult hides numbers around house/garden, child then goes to find them and puts them down in order. Can you then go on a hunt to find different numbers of objects e.g 7 leaves put with number 7, 2 toys, 10 conkers?</li> </ul>

<b>Phonics</b>  <b>Reminder:</b> <b>Phonics Play</b> <b>username is</b> <b>'march20' and</b> <b>password is</b> <b>'home'</b>	Monday	<p>Read a book everyday. Can be one of your school books/a book from home/a book from Oxford Owls website <a href="https://www.phonicsplay.co.uk/member-only/Phase3Menu.htm">https://www.phonicsplay.co.uk/member-only/Phase3Menu.htm</a> play one game from the Phonics Play website in the Phase 3 tab.</p> <p>Phase 3 captions and pictures matching sheet. Attached to the bottom of this Home Learning plan is a selection of these sheets. Please choose one, then match the sentence to the picture by drawing a line.</p>
	Tuesday	<p>Read a book everyday. Can be one of your school books/a book from home/a book from Oxford Owls website <a href="https://www.phonicsplay.co.uk/member-only/Phase3Menu.htm">https://www.phonicsplay.co.uk/member-only/Phase3Menu.htm</a> play one game from the Phonics Play website in the Phase 3 tab.</p> <p>Below are some simple sentences. Rewrite these out for your child onto a sheet of paper or into a notebook. Ask them to work out what it says on their own and draw a picture to go with it. Have a look at the picture they have drawn, did they read the sentence correctly based on the picture they drew? Read the sentence together to recap.</p> <ol style="list-style-type: none"> <li>1. Fish and chips on a dish.</li> <li>2. A chick on the roof.</li> <li>3. Chop the wood.</li> <li>4. A red chair.</li> </ol> <p>If they find this a bit tricky, just write a word, (e.g chick) and ask them to draw a picture.</p> <p><b>Extension:</b> Draw a picture of something, and ask your child to write a sentence about what you have drawn</p>
	Wednesday	<p>Read a book everyday. Can be one of your school books/a book from home/a book from Oxford Owls website <a href="https://www.phonicsplay.co.uk/member-only/Phase3Menu.htm">https://www.phonicsplay.co.uk/member-only/Phase3Menu.htm</a> play one game from the Phonics Play website in the Phase 3 tab.</p> <p>Tricky words. Make some tricky word cards, quite big so that children can see them from a distance if needed. Lay them down and spread them around on the carpet/grass if you're in the garden. You say a word, and your child has to race to splat it with their hand/a fly swat. You could take it in turns, getting your child to say a word for you to find.</p>
	Thursday	<p>Read a book everyday. Can be one of your school books/a book from home/a book from Oxford Owls website <a href="https://www.phonicsplay.co.uk/member-only/Phase3Menu.htm">https://www.phonicsplay.co.uk/member-only/Phase3Menu.htm</a> play one game from the Phonics Play website in the Phase 3 tab.</p>

		<p>Big Talk: Provided is an image to stimulate a conversation from your child. Ask them to look at it for a couple of minutes in silence to take in what they can see (They are used to this activity in class)</p> <p>After a couple of minutes, have a conversation about the picture.</p> <p>Start with What? (What can you see? And just name what you can see in the picture)</p> <p>Then begin to ask some more questions. Why? Who? When? How? What next?</p> <p>Ask your child to write sentences about the picture.</p> <p>This could be sentences about what they can see. It could be a story. They could write what they think happens next. Make sure your child understands there are no right or wrongs, we make this clear in class</p> <p>This is all about encouraging them to use their imaginations, speaking and listening skills, and writing skills</p> <p><a href="http://www.pobble365.com/solitary-existence">http://www.pobble365.com/solitary-existence</a></p> <p>(Link to the picture)</p>	
	Friday	<p>Read a book everyday. Can be one of your school books/a book from home/a book from Oxford Owls website</p> <p>On a Friday in school, we play 'musical whiteboards'</p> <p>We put on a variety of music, and dance around, sometimes with each other and sometimes on our own.</p> <p>Sometimes we dance to fast, upbeat music. Other times we might have to think about how to change how we move to slower, softer music. Then, when the teacher stops the music, the children go to find a whiteboard, write down with it and then listen for the sound/word or sentence that the adult says.</p> <p>You can try this at home! Put on some music, find a whiteboard/pen or a pencil and paper, then get dancing!</p>	
Topic/ Understanding The World	Topic	<p><b><u>Around the World: Week 1</u></b></p> <p>This week I want you to think about where we live.</p> <p>(Lyng/Norfolk/London/England/UK)</p>	
	Understanding The World	<ul style="list-style-type: none"> <li>Take a walk around where you live, what can you see? Draw some pictures and label them to say what you saw or you could write sentences to explain what is in your village/town/city that you live in. E.g. do you have a church? Cathedral? River? Shop? How many shops? Village hall? Town hall?</li> <li>Learn more about London, our capital city. Try making Tower Bridge out of building blocks/lego or duplo.</li> </ul> <p><a href="https://www.bbc.co.uk/iplayer/episode/b09nnjhp/go-jettlers-series-2-20-tower-bridge-london">https://www.bbc.co.uk/iplayer/episode/b09nnjhp/go-jettlers-series-2-20-tower-bridge-london</a></p> <ul style="list-style-type: none"> <li>Make/colour in the Union Jack flag.</li> </ul>	

PE	Activity 1	Joe Wicks workout at 9am Monday – Friday on youtube <a href="https://www.youtube.com/channel/UCAxW1XTOiEJoOTYlRfn6rYQ">https://www.youtube.com/channel/UCAxW1XTOiEJoOTYlRfn6rYQ</a>
	Activity 2	Cosmic Kids Yoga <a href="https://www.youtube.com/user/CosmicKidsYoga">https://www.youtube.com/user/CosmicKidsYoga</a>
	Activity 3	Real PE The website address is: <a href="https://home.jasmineactive.com">home.jasmineactive.com</a> Parent email: <a href="mailto:parent@lyngcofepr-1.com">parent@lyngcofepr-1.com</a> Password: lyngcofepr
Art/Crafts	Activity 1	<a href="https://content.twinkl.co.uk/resource/2a/6e/roi-g-32-roi-my-place-in-the-world-craft-instructions_ver_3.pdf?__token__=exp=1585659352~acl=%2Fresource%2F2a%2F6e%2Froi-g-32-roi-my-place-in-the-world-craft-instructions_ver_3.pdf%2A~hmac=1bec059d990a632fb84a25487955030aed55c7a32d8a87b28b36e7e8dcb52c">https://content.twinkl.co.uk/resource/2a/6e/roi-g-32-roi-my-place-in-the-world-craft-instructions_ver_3.pdf?__token__=exp=1585659352~acl=%2Fresource%2F2a%2F6e%2Froi-g-32-roi-my-place-in-the-world-craft-instructions_ver_3.pdf%2A~hmac=1bec059d990a632fb84a25487955030aed55c7a32d8a87b28b36e7e8dcb52c</a> My place in the world craft activity. Open the link to see instructions and templates. Some photos here as examples: 
	Activity 2	Make a picture of a flower. You could draw it/paint it/colour it/make it out of play dough etc.. Now can you label it with all the different parts of a flower. Learn about what some of those parts do.

# Phase 3 Pictures and Captions Matching Worksheet



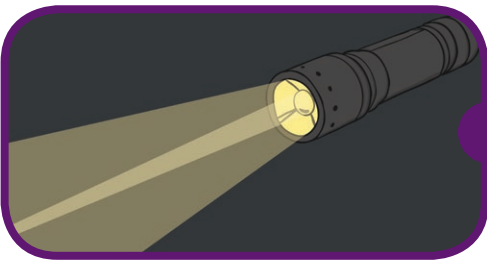
Fish and chips  
on a dish.




The light of a torch.



Tools in the shed.




Looking at books.




Digging in the soil.

# Phase 3 Pictures and Captions Matching Worksheet



Bow down to the king  
and queen.



A goat and a cow.



Ships in the port.



Goats in  
the farmyard.



Sixteen trees.



# Phase 3 Pictures and Captions Matching Worksheet




Jim has seven  
silver coins



Boats on the river.



Clare and Sarah got  
wet in the rain.



Jill has fair hair but  
Jack has dark hair.



I can hear an owl  
hoot at night.

# Phase 3 Pictures and Captions Matching Worksheet



I can see a pair of boots on the mat.



It has been hot this year.



The farmer gets up at six in the morning.



Lee had a chat with his dad.